



Nanaimo Rent Supplement and Rent Bank Review

2025-NOV-19



Rent Supplement Programs



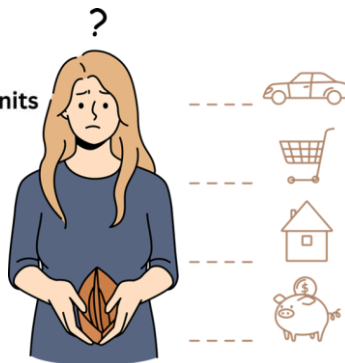
Prevent homelessness






Enable stable housing in market rental units



Reduce impacts of poverty



Rent Supplement Programs

-  Rental housing
-  Special Needs Housing
-  Housing for seniors
-  Housing for families
-  Housing for youth
-  Housing for Indigenous people
-  Housing and shelter for people experiencing homelessness

Rent Supplement Programs

Canadian Mental Health Association – Mid Island Branch (2025-JAN-01 to 2025-SEP-30)	Total
Number of rent supplements issued	29
Number of unique individuals impacted by rent supplements	35
Number of other services and supports provided to individuals who received a rent supplement payment	32
Average amount of rent supplements issued	\$678.75

Rent Supplement Program

Connective Support Society Nanaimo <i>(2025-JAN-01 to 2025-SEP-30)</i>	Total
Number of rent supplements issued	79
Number of unique individuals impacted by rent supplements	102
Number of other services and supports provided to individuals who received a rent supplement payment	115
Average amount of rent supplements issued	\$469.06

Rent Supplement Program

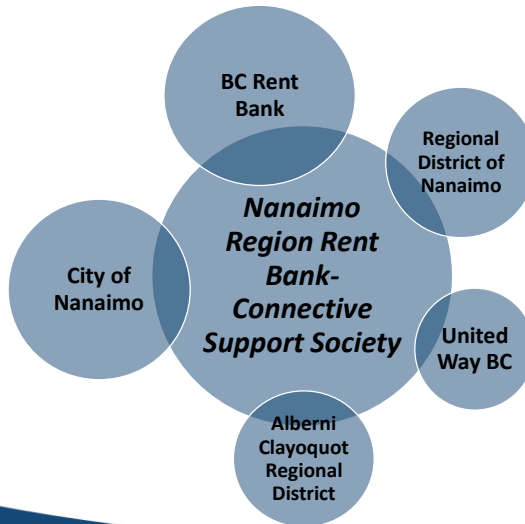
Nanaimo Family Life Association <i>(2025-APR-01 to 2024-SEP-30)</i>	Total
Number of rent supplements issued	46
Number of unique individuals impacted by rent supplements	58
Number of other services and supports provided to individuals who received a rent supplement payment	65
Average amount of rent supplements issued	\$721.43

Nanaimo Region Rent Bank

- ✓ Eviction prevention and housing stability service
- ✓ Interest free loans, up to \$3,000 in Nanaimo
- ✓ Support to renter households facing eviction or help paying utilities
- ✓ Connections to government benefits and community-based services



Nanaimo Region Rent Bank



BC Rent Bank



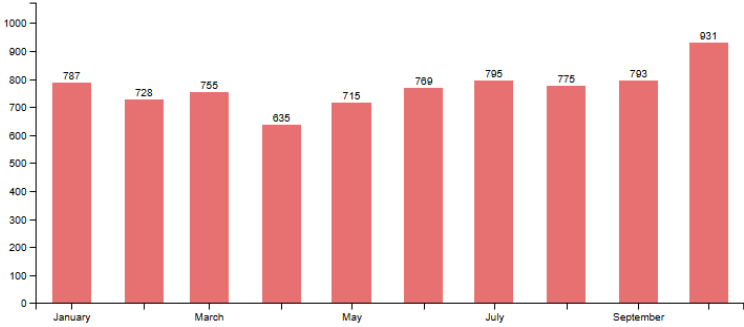
INDICATOR	Q2 2024-25	Q2 2025-26	% CHANGE
# Pre-Assessments received	2,153	2,363	10%
# Loans issued	355	297	-16%
# Grants issued	173	159	-8%
# CBCH Benefits Committed (out of 125)	-	116	-
# Unique households impacted	-	398	-
# Unique people impacted	-	890	-
# Households provided with auxiliary supports	1,388	1,002	-28%

**Program implemented November 2025*
**Unique households and individuals being reported on as of Apr 1, 2025.*

BC Rent Bank



Pre-Assessments by Month



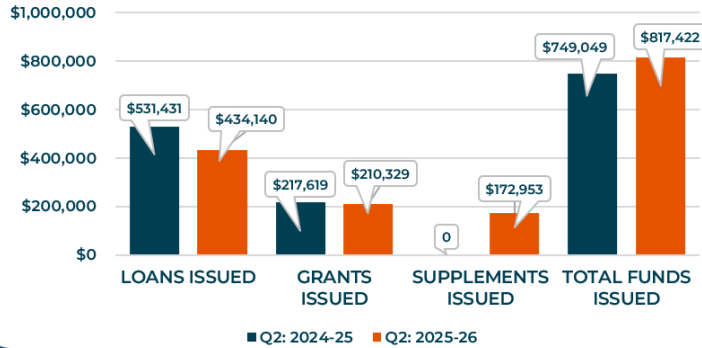
> Details: Month

Total: 7,683

BC Rent Bank



Q2 FUNDS ISSUED TO RENTERS: 2024-25 COMPARED TO 2025-26



Nanaimo Region Rent Bank



One of the highest approval rates: 44%



Lowest applications marked as ineligible: 11%








In line with Provincial repayment rate: 63%



Nanaimo Region Rent Bank

<i>Rent Bank Loans Distributed in Nanaimo – Connective Support Society Nanaimo (October 1, 2024 to September 30, 2025)</i>	Total
Pre-assessments received	351
Loans issued	95
Loan capital issued	\$163,374.20
Loan capital repayments	\$79,800.27
Number of people provided with supplemental supports	41

Nanaimo Region Rent Bank

-  **Live with a disability: 52%**
-  **Is a Canadian Citizen: 93%**
-  **Identify as a woman: 61%**
-  **Between the ages of 19 and 39: 58%**
-  **Applicants supporting a family: 43%**



Questions?

