



Land Acknowledgement

We acknowledge that we operate on the traditional, unceded territories of the Coast Salish Peoples, including the traditional territory of the Snuneymuxw.

1

Funded by the Government of Canada's Reaching Home: Canada's Homelessness Strategy and United Way BC

Administered and Supported by:

- Canadian Mental Health Association - MI
- Homelessness Services Association of BC
- Many local partners
- Many individual volunteers



Working with communities in BC's North, Interior, Lower Mainland, Central & Northern Vancouver Island

This project is funded by the Government of Canada.



2

Nanaimo's Reaching Home Community Advisory Board



Encourages
partnerships &
collaboration

Sets strategic goals for ending homelessness

Allocates funding in line with the strategic goals and as directed by the Government of Canada's funding directives.



United Way
British Columbia

Working with communities in
BC's North, Interior, Lower Mainland,
Central & Northern Vancouver Island

3

NANAIMO SPO

Community Report

Everyone Counts: Nanaimo Point-in-Time Count 2023

prepared by

Andrew Thornton(PhD)

Nanaimo Systems Planning Organization

on behalf of

Canadian Mental Health Association Mid-Island,

United Way BC

and

Reaching Home: Canada's Homelessness Strategy



United Way
British Columbia

Working with communities in
BC's North, Interior, Lower Mainland,
Central & Northern Vancouver Island



Canadian Mental
Health Association
Mid-Island
Mental health for all

This project is funded by
the Government of Canada.

Canada

4

What is the problem?

- Quantifying homelessness & homeless growth
- Disconnect between service capacity and demand

PiT Count Methodology

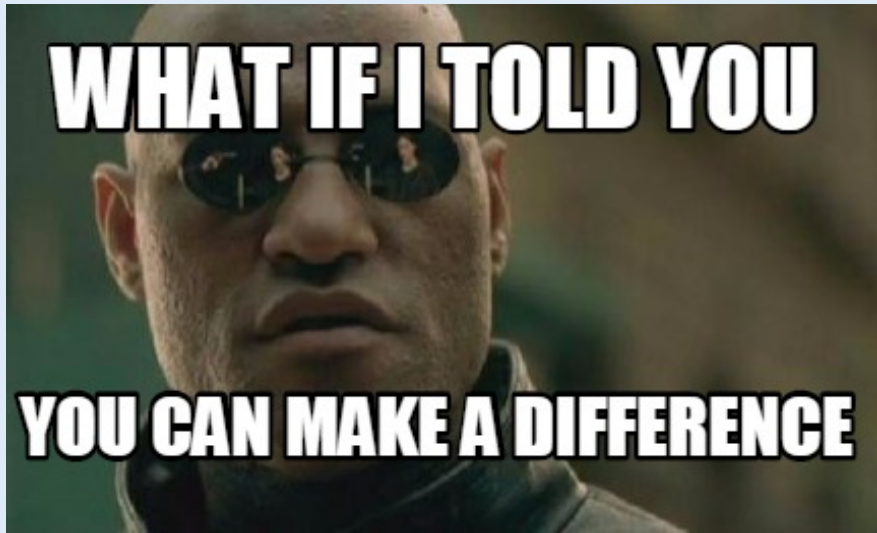
- Every Two Years
- Estimate / Undercount
- Point-in-Time

- Administrative Data
- Surveys

- ***Trend Analysis versus single Census***
– *Absolute and Relative measures*

❖ Why PiT Counts 'count'...

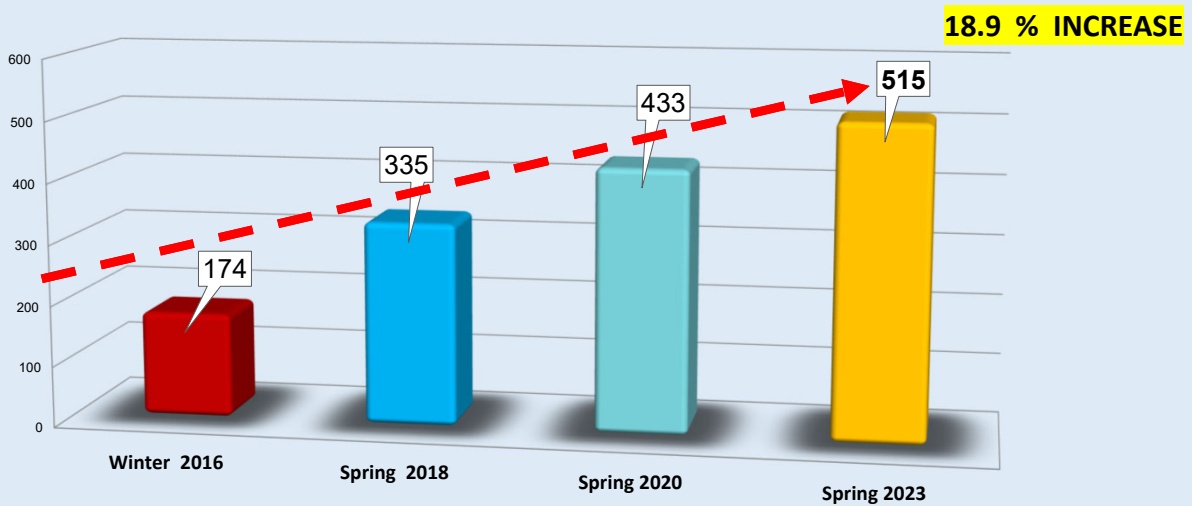
- data
- action
- awareness
- connection



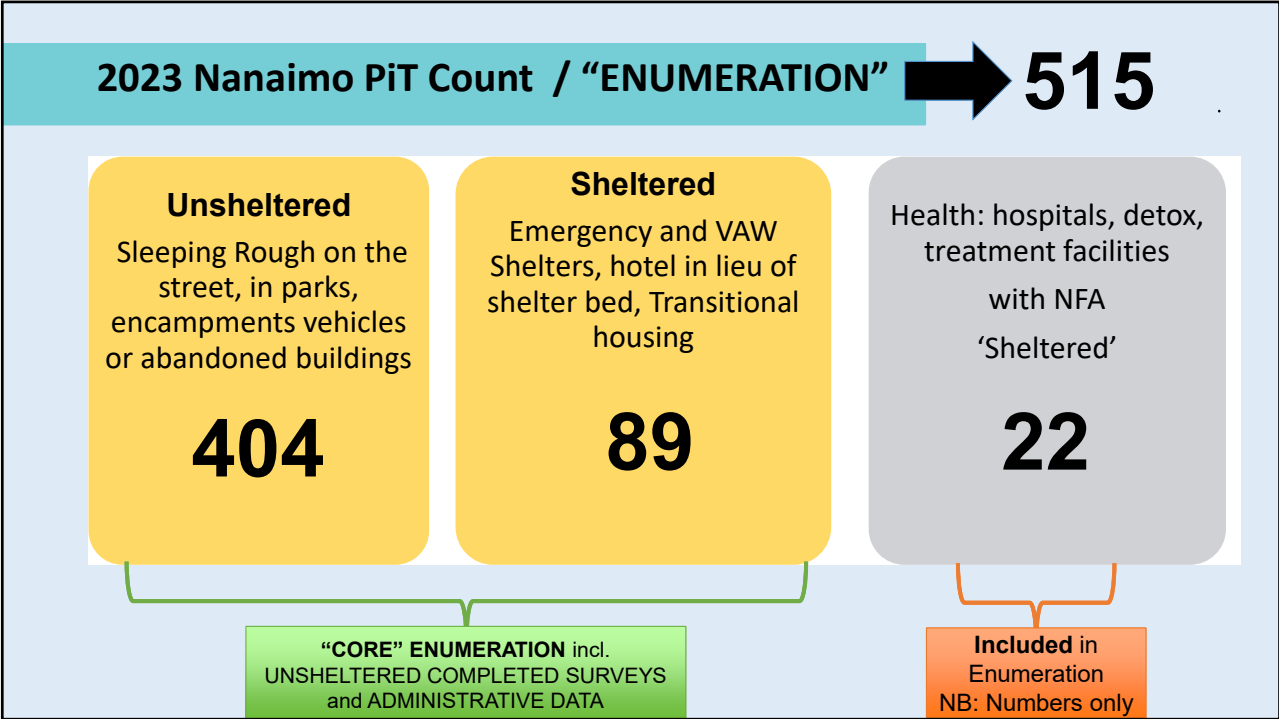
NANAIMO SPO

7

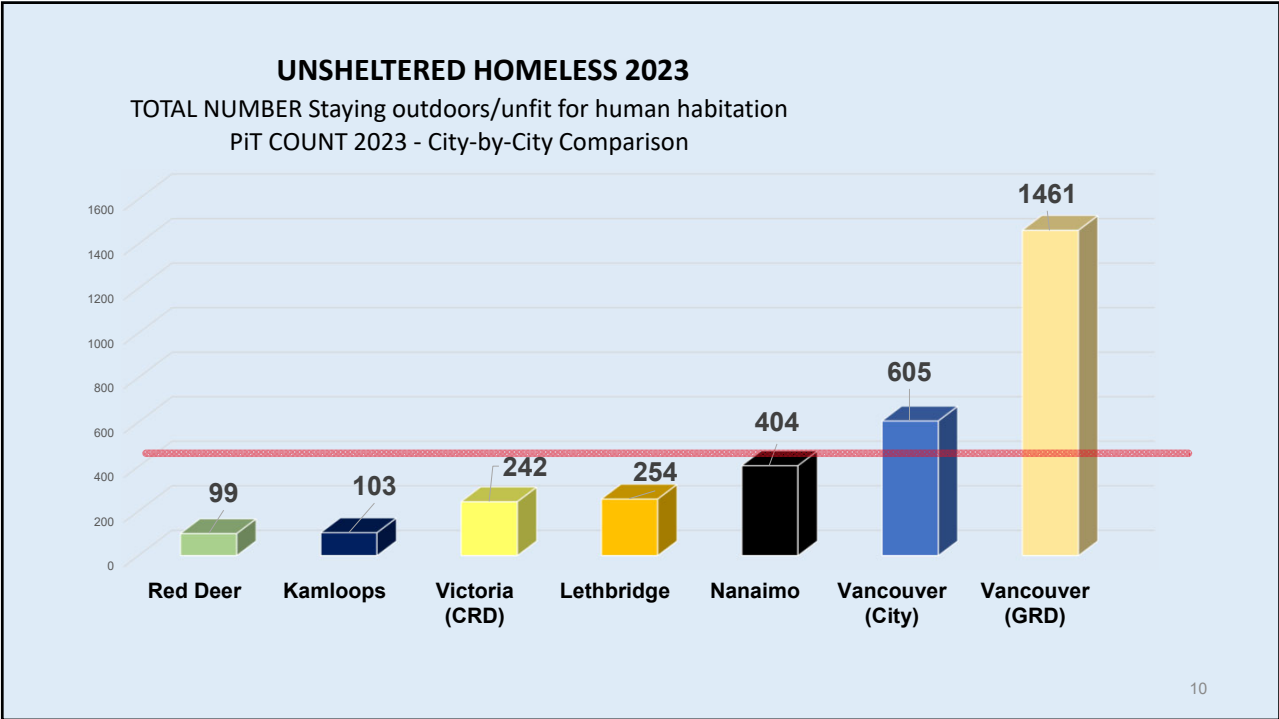
Nanaimo 2023 Point-in-Time Count 'ENUMERATION'



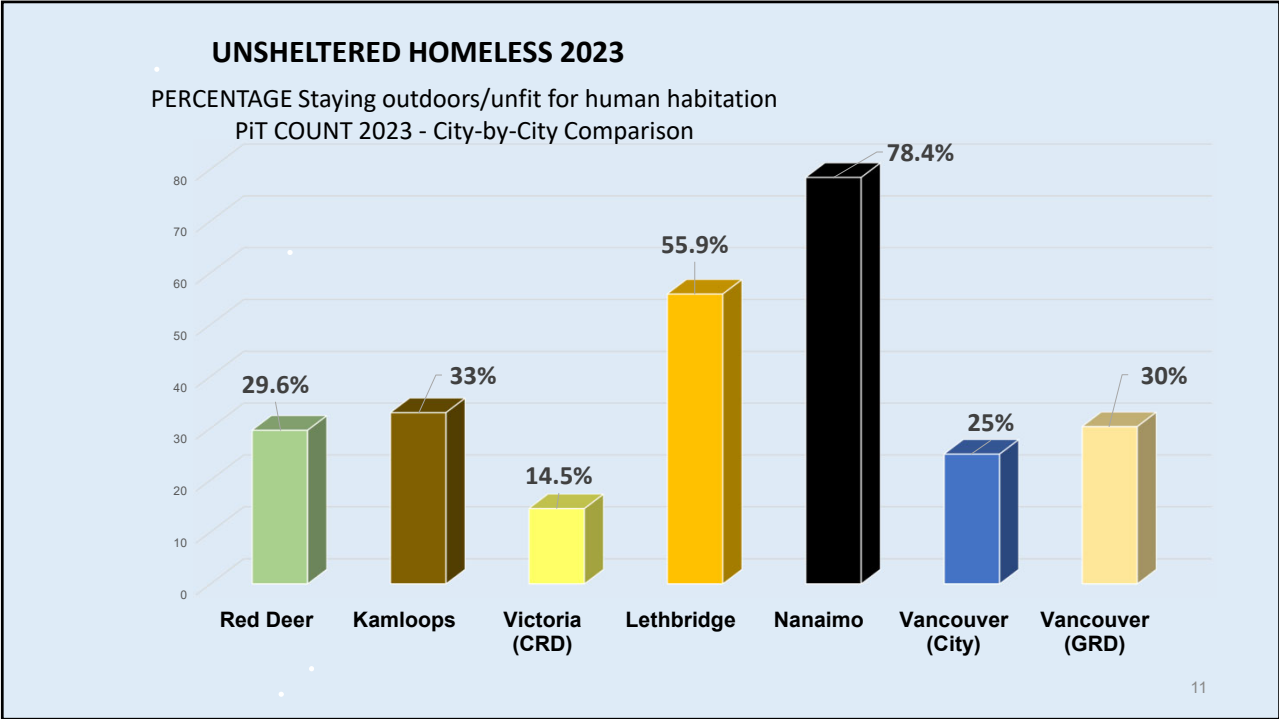
8



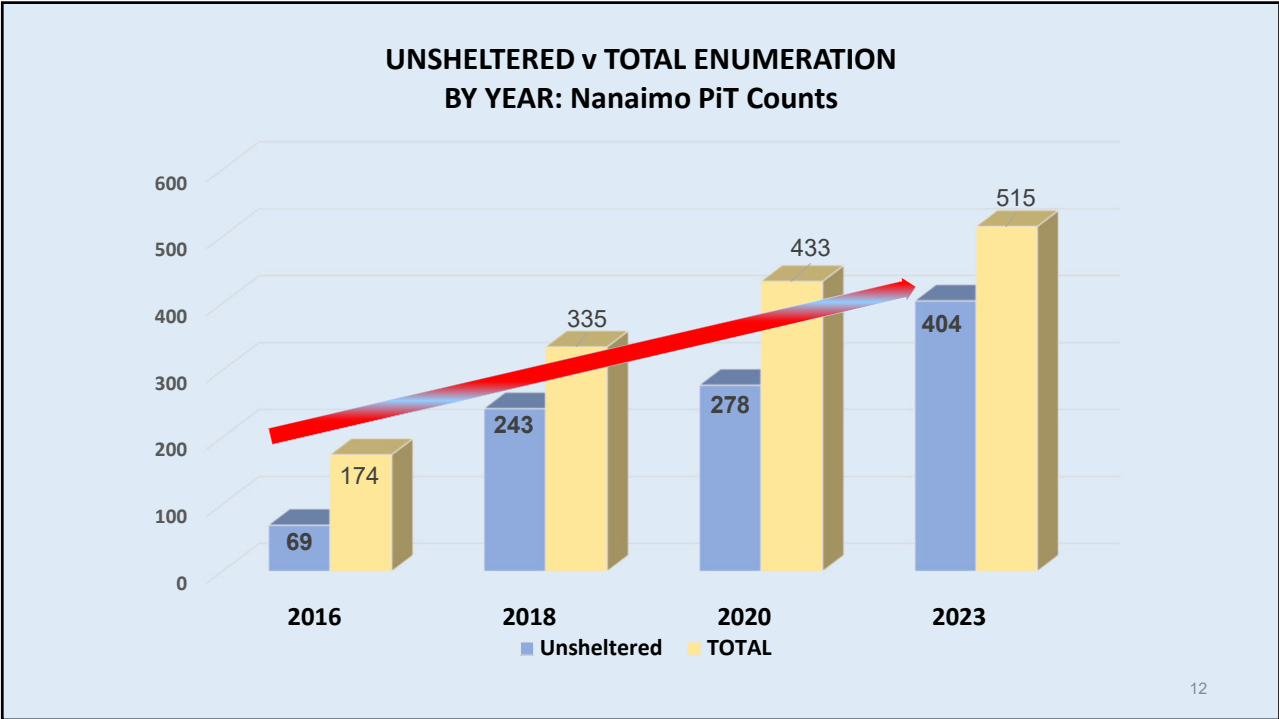
9



10



11



12

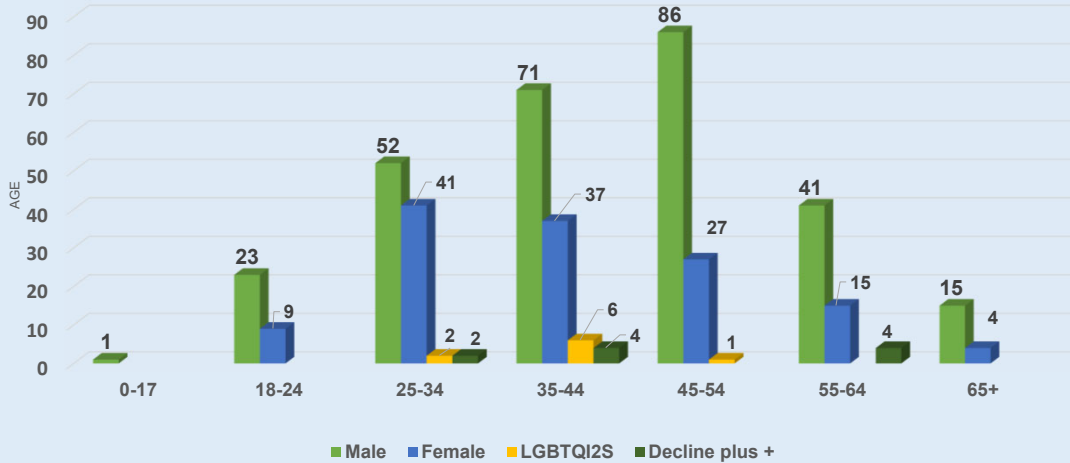
Difference Between Sheltered vs Unsheltered

- Societal Impacts
- Health Impacts
- Possibility for rapid rehousing/bridge is greater with shelter

Growth Rate of Homeless

- Need for the foreseeable future for more shelter spaces to accommodate new entries and to become vehicles for healing and rapid rehousing.

Age and Gender Distribution



15

15

In total how much time have you been homeless in the last 12 Months?

	0 to 3 months	3 to 6 months	6 to 12 months	12 months +	No answer
2023 (n=453)	40	11	92	276	34
	8.8%	2.4%	20.3%	60.9%	7.5%
2020 (n=358)	37	36	63	213	6
	10.3%	10.1%	17.6	59.5	2.5%

81.2 % homeless for more than 6 of last 12 months (77.1% in 2020)

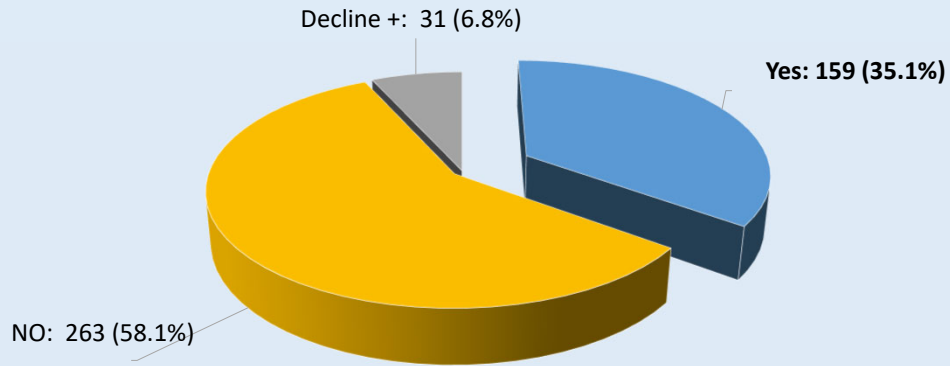
Reaching Home defines “Chronic” Homelessness as being without housing:

6 of the last 12 months, or 18 of the last 36.

16

16

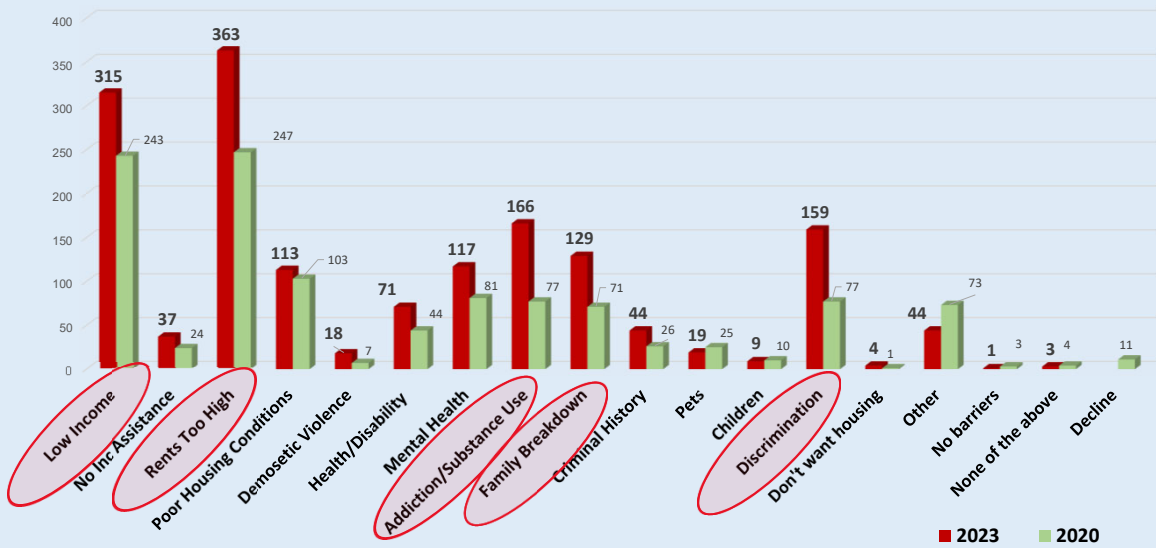
Was your most recent housing loss related to an eviction?



17

17

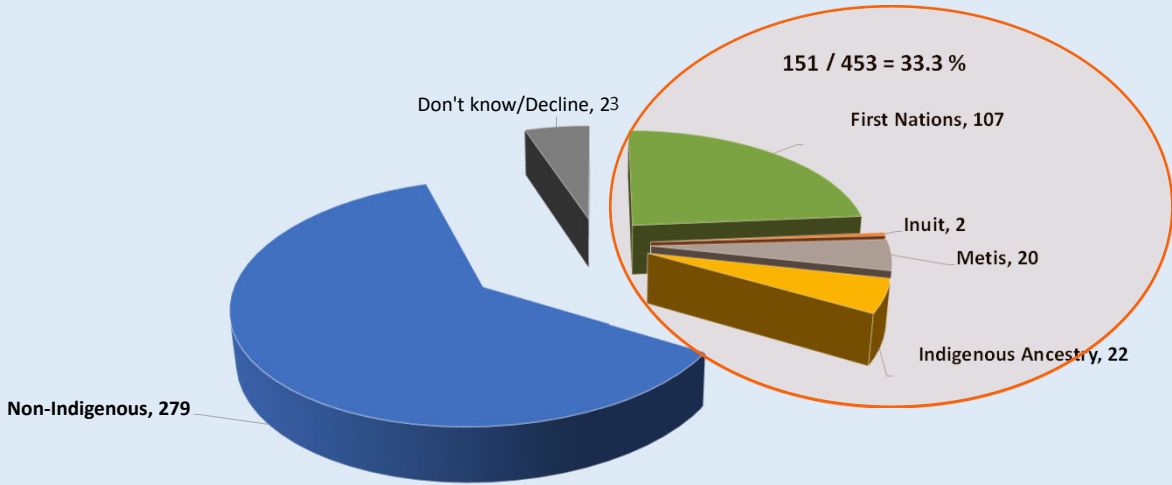
What challenges or problems have you experienced when trying to find housing?



18

18

Do you identify as First Nations (with or without status), Métis, or Inuit, or do you have North American Indigenous ancestry? (n=453)

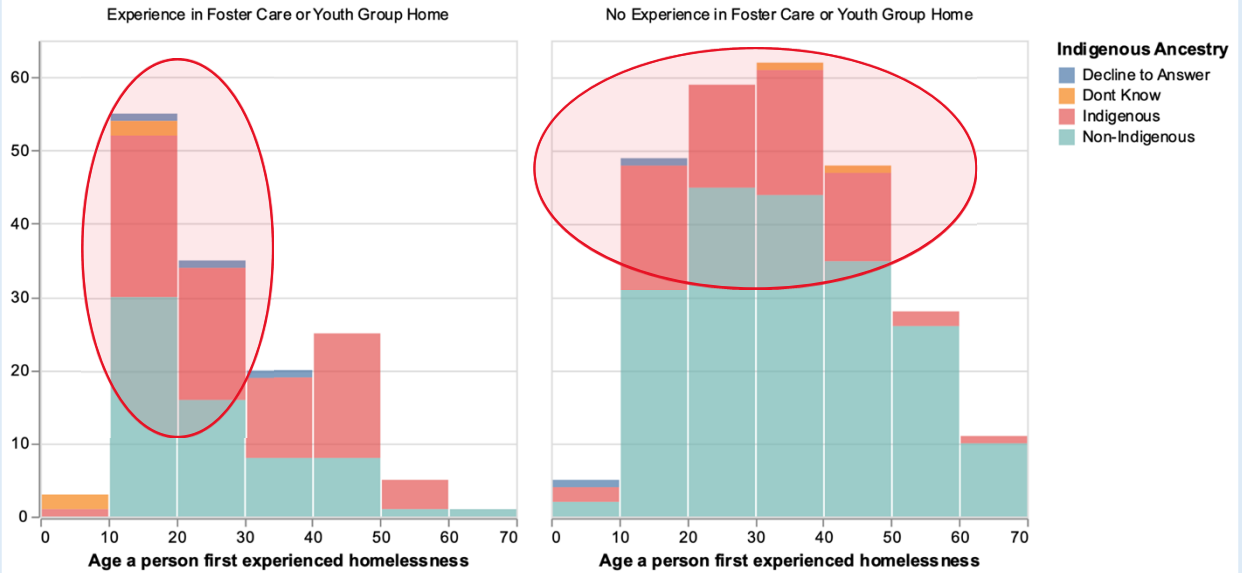


19

19

Age of person first experienced Homelessness - Indigenous Ancestry & the Foster Care System

Nanaimo 2023 PIT Count



20

20

Steps to take to prevent and divert youth and Indigenous individuals from entering homelessness

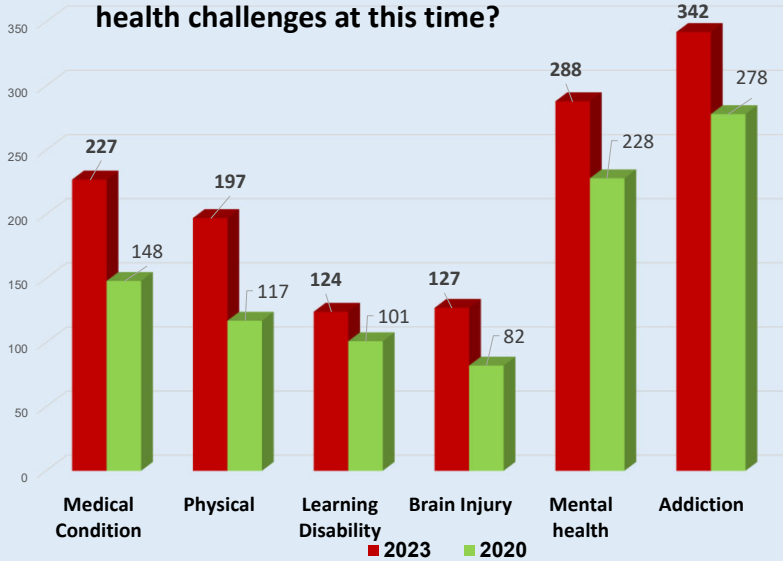
1. Understand reasons for *local* Indigenous and youth homelessness through further study.
2. Connect with community partners engaging with partner agencies to develop community-wide, community-led solutions.
3. Support service providers with data to apply for funding for solutions.

NANAIMO SPO

21

21

Do you identify as having any of the following health challenges at this time?



Health Challenge	2023 % (n=453)	2020 % (n =358)
Medical Condition	50.1	41.3
Physical	43.5	25.8
Learning Disability	27.4	28.2
Brain Injury	28.0	22.9
Mental health	63.6	63.7
Addiction/ Substance Use	75.5	77.6

22

22

Have you accessed the Emergency Room in the last 12 months / How many times?

	No	One	Two	3 to 5x	6 plus	No answer/blank
2023	165	45	54	78	38	20 (+ 53 Yes Blank)
2020	150	63	37	48	25	35

268 / 453 YES = 59.2%

Have you accessed the hospital in the last 12 months?

Year	Yes	No	Blank	n =
2023	165	259	27	453
2020	112	229	17	358

Number of days in hospital

	2023	2020
1 day or less	11	14
2 days	5	12
3 days	5	8
4 days	4	4
5 days	3	8
6 days	0	2
7 days	13	4
8-14 days	26	10
14 days +	16	20
Blank/ Unknown	43	2

23

23

Next Steps with Data

- Inform the community, reduce stigma, and generate goodwill and local, innovative solutions.
- Support our service providers in applying for funding, particularly for Indigenous and youth programs.
- Inform the types of shelter and housing we create to maximize investments in the community.

24

24

PiT COUNT 2024 !!!!!

National data reset

October – November

Alignment with other Island Communities

NANAIMO SPO

25

25

Contact:

- research@nanaimospo.com
- <https://nanaimospo.com/dashboard/>



Nanaimo SPO:
Knowledge Mobilization

26

Report prepared on behalf of

United Way BC
and
Reaching Home: Canada's Homelessness Strategy

by:
Andrew Thornton (PhD)
Research and Knowledge Mobilization Lead,
Nanaimo Systems Planning Organization

(January 2024)

Access the report:
<https://nanaimospo.com/research-and-knowledge-mobilization/>

This project is funded by
the Government of Canada.



27

27



**Working
Together**



United Way
British Columbia

Working with communities in
BC's North, Interior, Lower Mainland,
Central & Northern Vancouver Island

Reducing Homelessness

28