



SUMMARY

Since 2019, calls for service has been decreasing with 2023 having the lowest calls for service total over the 5-year period; however, the severity of crime is increasing as indicated by the Crime Severity Index. This is mostly attributed to an increase in assaults, robberies, weapons offences, and homicides. Drug possession files dropped drastically in 2023, largely due to the decriminalization of drugs under 2.5 grams.

Over the 5-year period, property crime has decreased from 9,472 files in 2019 to 6,772 files in 2023 (which is a -29% decrease over the 5 years). Among the property crime types, Break & Enter saw a -46% decrease since 2019 (from 901 files in 2019 to 483 files in 2023). Despite the decrease in overall property crime, Theft of Auto and Arson saw increases in 2022.

When comparing year to date stats (Jan. 10 to Mar. 15), crime in 2024 has been lower than 2023. However, this 2.5-month comparison is no guarantee that crime in 2024 will continue to decrease.






STATISTICS TABLES

Year to Date Comparison (Jan .01 - Mar. 15)

	YTD 2023	YTD 2024	% Change
Total Calls for Service	8,778	7,995	-8.9%
Criminal Code Offences	2,489	2,204	-11.5%
Persons Violent Crime	503	497	-1.2%
Property Crime	1,455	1,275	-12.4%
Other CC Offences	531	432	-18.6%
Non-CC Offences	4,934	4,551	-7.8%
CDSA	47	40	-14.9%
Federal Statutes	1	6	500.0%
Other Occurrences	4,224	3,894	-7.8%
Provincial Statutes	577	519	-10.1%
Traffic Offences	85	92	8.2%












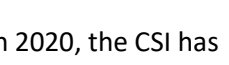
- Aside from Federal Statute Offences, crime in 2024 has been lower than 2023. Most notably, property crime is down -12% (-180 files) from 2023.
- Calls for Service is down -8.9% (-783 calls) from 2023.

5-year Overview: Calls for Service and Charges

	2019	2020	2021	2022	2023	5-Year Average	Trendline
Calls for Service	51,729	46,780	48,120	45,787	45,321	47,547	
Priority 1 Calls	2,220	1,918	2,097	2,117	2,089	2,088	
Incidents Generated by Police on Patrol	2,780	2,235	2,128	1,945	2,013	2,220	
Reports to Crown Counsel	1,612	1,273	1,197	1,066	1,168	1,263	
Criminal Code Charges	1,353	879	931	861	932	991	







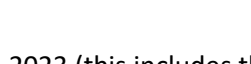
- Since 2019, Calls for Service have been trending down, with the lowest total occurring in 2023 with 45,321 calls.
- After a low in 2020, Priority 1 calls increased and have since remained steady at around 2,100.
- Reports to Crown Counsel have trended down since 2019, but increased by 102 (10%) in 2023.
- Criminal Code Charges have also trended down since 2019 and increased by 71 (8%) in 2023.

5-year Overview: Violent Crime

	2019	2020	2021	2022	2023	5-Year Average	Trendline
Crime Severity Index	142.51	118.69	132.63	140.26	n/a	133.52	
Persons Violent Crime	2,007	2,164	2,665	2,701	2,667	2,441	
Assaults - All	993	961	1,121	1,207	1,146	1,086	
Assault Common	758	688	808	869	852	795	
Assault w/weapon or CBH	185	225	250	278	235	235	
Assault Aggravated	9	8	10	8	12	9	
Assault Peace Officer	48	47	48	36	37	43	
Robbery	46	50	56	79	67	60	
Weapons Possession	178	187	219	284	240	222	
Homicides	0	1	4	5	2	2	
Attempted Murder	2	1	1	3	2	2	
Sex Offences	276	256	264	237	262	259	

- Nanaimo's Crime Severity Index (CSI) peaked in 2019 and after decreasing in 2020, the CSI has been steadily increasing.
- Violent crime (Assaults, Robbery, Attempted Murder, and Homicides) as well as Weapons Possession peaked in 2022, with slight decreases in 2023.
- Sex Offences saw a low in 2022 but increased by 10% in 2023.

5-year Overview: Property Crime

	2019	2020	2021	2022	2023	5-Year Average	Trendline
Property Crime	9,472	7,328	7,375	7,674	6,772	7,724	
Break & Enters	901	567	510	585	483	609	
Theft of Auto	300	209	225	338	277	270	
Theft of Bike	216	197	123	143	118	159	
Fraud	858	793	711	768	767	779	
Shoplifting	896	611	676	769	697	730	
Arson	58	40	102	129	93	84	

- Property Crime reached its lowest total in 2023 over the 5-year period.
- Theft of Auto peaked in 2022 with 338 files before decreasing by 18% in 2023 (this includes theft of vehicle, attempted theft, and take auto without consent files).
- Since 2020, Arsons have greatly increased. Arson peaked in 2022 with 129 files, and decreased by -28% in 2023.

5-year Overview: Drugs, Traffic, and Mental Health Stats

	2019	2020	2021	2022	2023	5-Year Average	Trendline
Drug Possession	626	378	414	341	132	378	
Drug Trafficking	71	100	107	128	83	98	
Impaired Driving	322	310	408	431	501	394	
Fatal MV Incidents	11	6	9	5	7	8	
Mental Health Related	3,041	2,643	2,706	2,476	2,708	2,715	
MHA Apprehensions	691	661	736	740	813	728	

- Mental Health Act (MHA) apprehensions have increased since 2020, with a peak of 813 apprehensions in 2023.
- Mental Health Related files increased by 232 (9%) in 2023.
- Impaired driving offences (including immediate roadside prohibitions and ASD fails) have increased yearly since 2019. This increase could be an indication of increased traffic enforcement efforts.