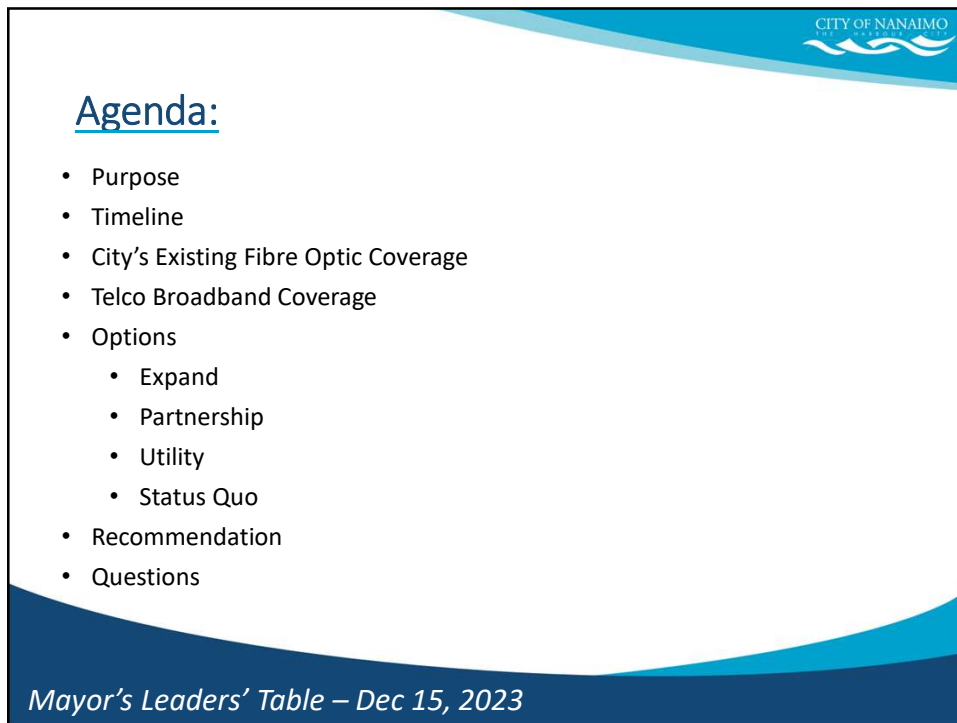




1



2

CITY OF NANAIMO  
THE QUALITY CONNECTION

Purpose:

**To discuss, consider options, and provide recommendations to:**

**Aug 28 – 2023 Regular Council Meeting**  
 Motion: That Council direct Staff to prepare a report in consultation with community partners referencing the recommendations provided by the Infrastructure Ask Working Group that provides options for expanding and integration the City’s fibre network.

*Mayor’s Leaders’ Table – Dec 15, 2023*

3

CITY OF NANAIMO  
THE QUALITY CONNECTION

Timeline

2020 Mayor’s Task Force

2023 Council Motion

2022  
Infrastructure  
Ask Working  
Group

- Nanaimo Regional General Hospital Patient Tower
- Equitable Housing
- Community Fibre Optic Network
- Nanaimo Regional General Hospital Cancer Centre
- South End Community Centre

*Mayor’s Leaders’ Table – Dec 15, 2023*

4

CITY OF NANAIMO  
THE QUALITY CONNECTION

## Council Motion and Options:

**Aug 28 – 2023 Regular Council Meeting**  
 Motion: That Council direct Staff to prepare a report in consultation with community partners referencing the recommendations provided by the Infrastructure Ask Working Group that provides options for expanding and integration the City's fibre network.

**Options Include:**

- Expanding Existing City Fibre
- Actively Pursue Cost-Sharing with Regional Partners
- Becoming a Fibre Optic Utility
- Status Quo

*Mayor's Leaders' Table – Dec 15, 2023*

5

CITY OF NANAIMO  
THE QUALITY CONNECTION

## Existing City Fibre Optic Coverage:

~7km, Connecting the City's Priority Facilities:

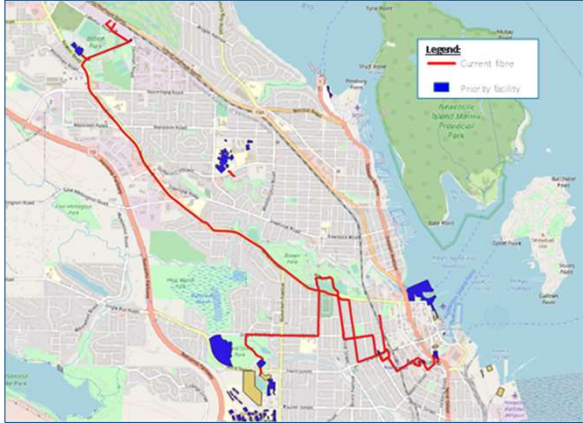
- Municipal Hall
- SARC
- Fire Station 1
- Beban
- Public Works
- NIC
- NAC

**Considerations:**  
 Telus, Rogers Dependencies

- Connectivity redundancies
- Internet access

Estimated Build Costs:

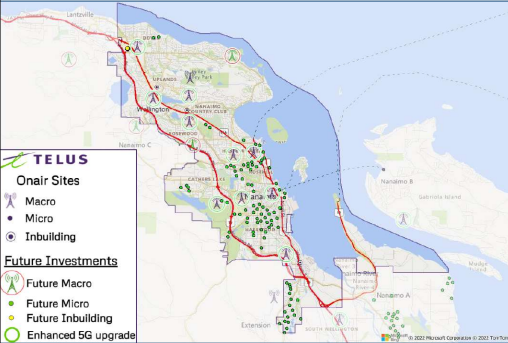
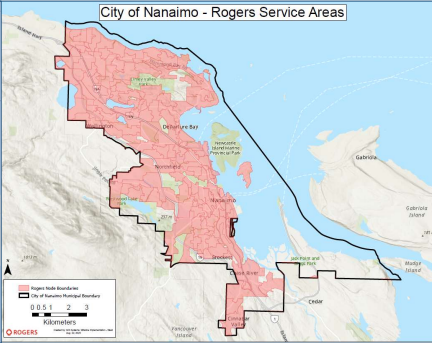
- \$50-\$300/m with civil project
- \$300-\$1000/m stand-alone



*Mayor's Leaders' Table – Dec 15, 2023*

6

## Telco Broadband Coverage:

Combined Broadband coverage is >95% All City Addresses

<p><b>Telus investments:</b>                  Pure Fibre: \$30M                  Cellular and Fibre Enhancements: \$9M</p>	<p><b>Rogers / Shaw:</b>                  Fibre coverage includes Downtown, VIU, Northfield</p>
--	---

*Mayor's Leaders' Table – Dec 15, 2023*

7

## Options: Expand

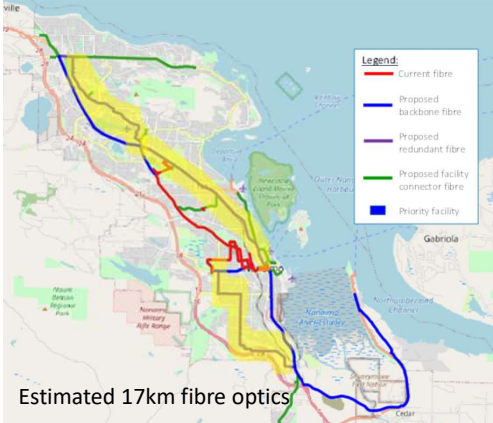
Investing to create redundant fibre to City's Priority Facilities.

**Benefits:**

- Business continuity
- Reduced reliance on Telcos
- Scalable network control
- Possibilities of cost-sharing with partners and reselling dark fibre

**Considerations:**

- Staff resources
- Increase to 5 and 10-year budgets
- Telcos provide fibre services to these sites
- Cost recovery: ~2040



**Legend:**

- Current fibre
- Proposed backbone Fibre
- Proposed redundant fibre
- Proposed facility connect or fibre
- Priority facility

Estimated 17km fibre optics

Capital Investment Estimate ~ \$5-10M

*Mayor's Leaders' Table – Dec 15, 2023*

8

CITY OF NANAIMO  
THE QUALITY CONNECTION

## Options: Partnership

Actively pursue agreements with regional partners for cost and administration sharing of fibre optic assets.

**Benefits:**

- Relationship development between entities
- Reduced costs for mutually beneficial fibre links
- Possibility to expand City fibre beyond priority facilities

**Considerations**

- Staff resources to manage agreements
- Increase to 5 and 10-year budgets
- Most locations serviced by Telcos
- Mutual connections may not improve redundancy among priority facilities
- Cost recovery: Project dependent



Fibre Routes TBD

Capital Investment Estimate: TBD

*Mayor's Leaders' Table – Dec 15, 2023*

9

CITY OF NANAIMO  
THE QUALITY CONNECTION

## Options: Utility

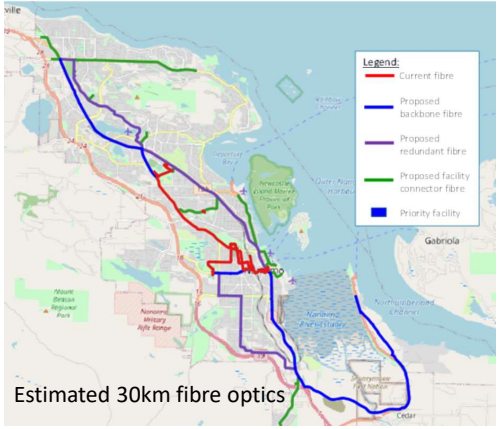
Expanding fibre optics coverage and resell services to regional partners and private sector.

**Benefits:**

- All benefits with Options 1 and 2
- Expanded fibre optic coverage for community use
- Revenue generation

**Considerations**

- Increases 5 and 10-year budgets
- Staffing increase for business unit
- Annual CRTC certifications as CLEC
- Partnership with 3rd party service providers for end user services
- Increased Telco cost for Internet access
- A direct competitor to the Telcos
- Cost recovery ~ 2050+



Estimated 30km fibre optics

Capital Investment Estimate ~ \$10-15+M

*Mayor's Leaders' Table – Dec 15, 2023*

10

CITY OF NANAIMO  
TELCO SERVICES

## Options: Status Quo

<5km of fibre optic expansion and upgrade 2024-2033.

**Benefits:**

- No change to existing budget or staffing levels
- Does not take IT capacity from priority activities (ex. Cyber Security, system upgrades)

**Considerations**

- Increasing demand for digital services increases Telco reliance
- Opportunity costs for not leveraging civil projects to expand coverage and not seeking opportunities for connectivity with regional partners



2024-2032 Budget: \$789,000

*Mayor's Leaders' Table – Dec 15, 2023*

11

CITY OF NANAIMO  
TELCO SERVICES

## Recommendation: Expand+

**How:**


- Invest to build redundant fibre connectivity to all or most of the City's Priority Facilities. Minimize costs by:
  - Including telecommunications with civil projects
  - Establish relationship with regional partners and seek opportunities for cost sharing to assist with this expansion

**Benefits, Considerations:**

- Increased control and scalability of network communications
- Reduced reliance on Telcos
- IT staff resources requirement, however, will not detract focus and capacity to implement major initiatives (ex. Cyber Security program)
- Requires increases to 5 and 10-year budgets, cost recovery to include estimates on cost-avoidance associated with Telco system outages

*Mayor's Leaders' Table – Dec 15, 2023*

12



Questions

*Mayor's Leaders' Table – Dec 15, 2023*