



1



2

VISION

A thriving, connected, cohesive, and empowered region of Island and coastal communities.

MISSION


We lift our communities by providing barrier-free, region-wide, and equitable access to a unique and critical blend of Collective Services.

3


USAGE & IMPACT

4


900 Daily Visitors




30K Resident Cardholders (1/3rd)




All demographics



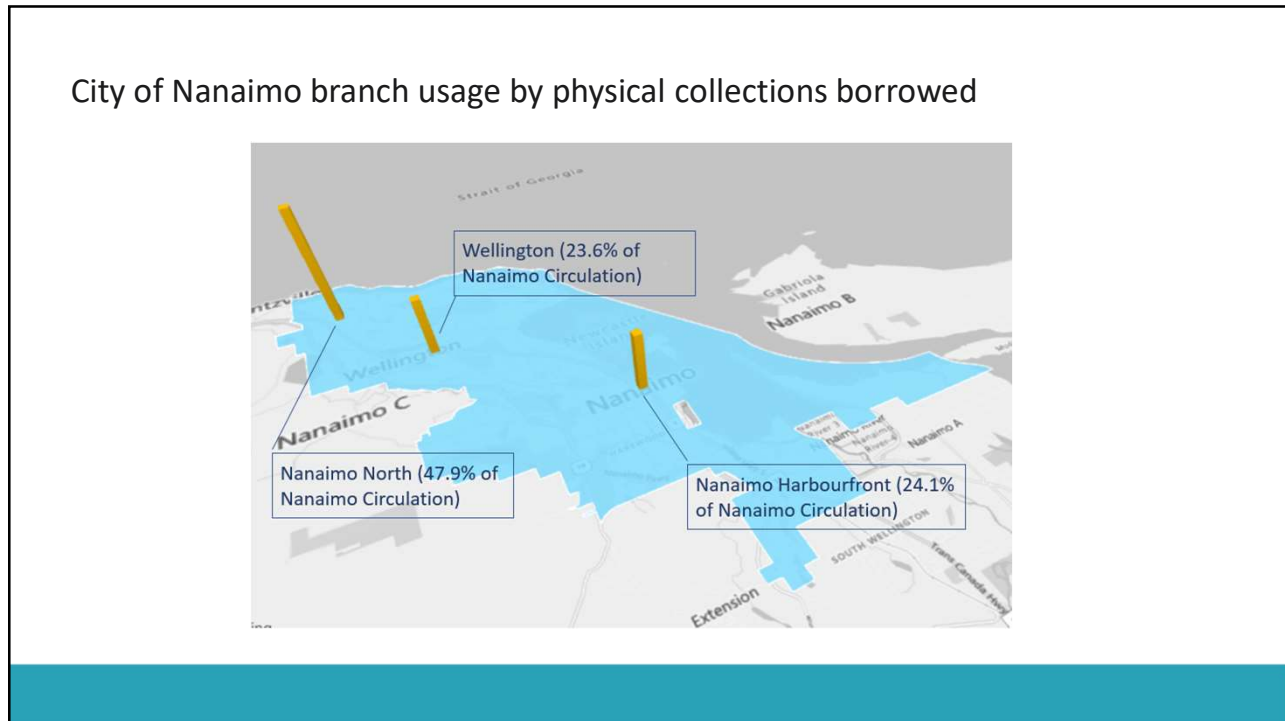
300 events attended by 10K people



3rd largest collection in BC



5



6



7



8

STRATEGIC GOAL 1:

Recommit to improving literacy levels across our region

9

STRATEGIC GOAL 2:

Review, innovate and design service models in service to equity

10

STRATEGIC GOAL 3:

Extend the impact and reach of our services through partnerships and reciprocity

11

STRATEGIC GOAL 4:

Foster safe, inclusive, and welcoming spaces, and Collective Services

12

STRATEGIC GOAL 5:

Grow organizational culture and effectiveness

13

BUDGET 2024

14

Context

Overdue: The Case for Public Libraries

Why Investment in public libraries is essential to Canada's post-pandemic recovery, competitiveness, and resilience

<https://canurb.org/publications/overdue/>

October, 2023: Canadian Urban Institute (CUI) and Canadian Urban Libraries Council (CULC)

15

Context

Overdue: Three-year analysis

- Canada's public libraries play a crucial role in enabling governments to meet their obligations and strengthen the common good.
- Public libraries offer critical supports, including access to knowledge, culture, health, reconciliation education, belonging, and our democracy.

16

Context

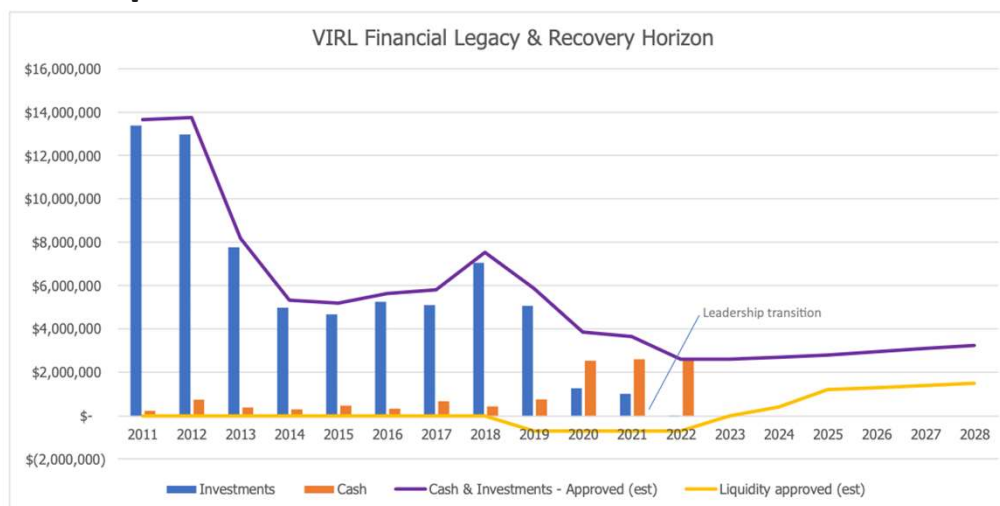
Overdue: Three-year analysis

- Critical social infrastructure and community hubs
- Expanded roles and mandates to respond to social vulnerability across the country
- Canada (and BC) per capita investments lag behind the G8; post pandemic realities require investments
- Recommendations for Federal and Provincial governments to relieve operational pressures, treat libraries as critical infrastructure and formalize sustainable investment streams

17

Context

A perfect storm



18

Budget 2024: assumptions

- Right-size, needs-based for all operating expenses
- Maintain operations and services
- Above historical increases
- Capital levy to be established via the review of VIRL's Facilities Policy & Facilities Master Plan

19

Largest pressures

- Wages & Benefits up 22% (\$3.5M) to \$19.4M
 - 2 CA's, Benefits, and removal of vacancy allowance
 - Includes savings from exempt complement reduction (5.0 FTE)
- Leases, security and utilities up 37% to \$1.75M
 - 5-year renewal on several leases & service contracts
 - \$600K annual Security, Health & Safety overhead, post-pandemic

20

By the numbers

- \$38M, 15% over 2023
- Local government levies will contribute \$32.5M
- From \$58.83 per capita to \$67.69 per capita, overall
- City of Nanaimo increase of \$1,035,520 (to \$5,702,581)

21

In comparison

Community	Population	Library Cost	Library Branches	Collection Size
North Vancouver District	94K	\$7.2M (2023)	2	400K+
Nanaimo	106K	\$5.7M (2024)	3	1M+ (3rd largest in BC)
Kelowna	132K	\$7.8M (2023)	3	800K
Coquitlam	154K	\$6.7M (2023)	2 + mobile	200K+

22

