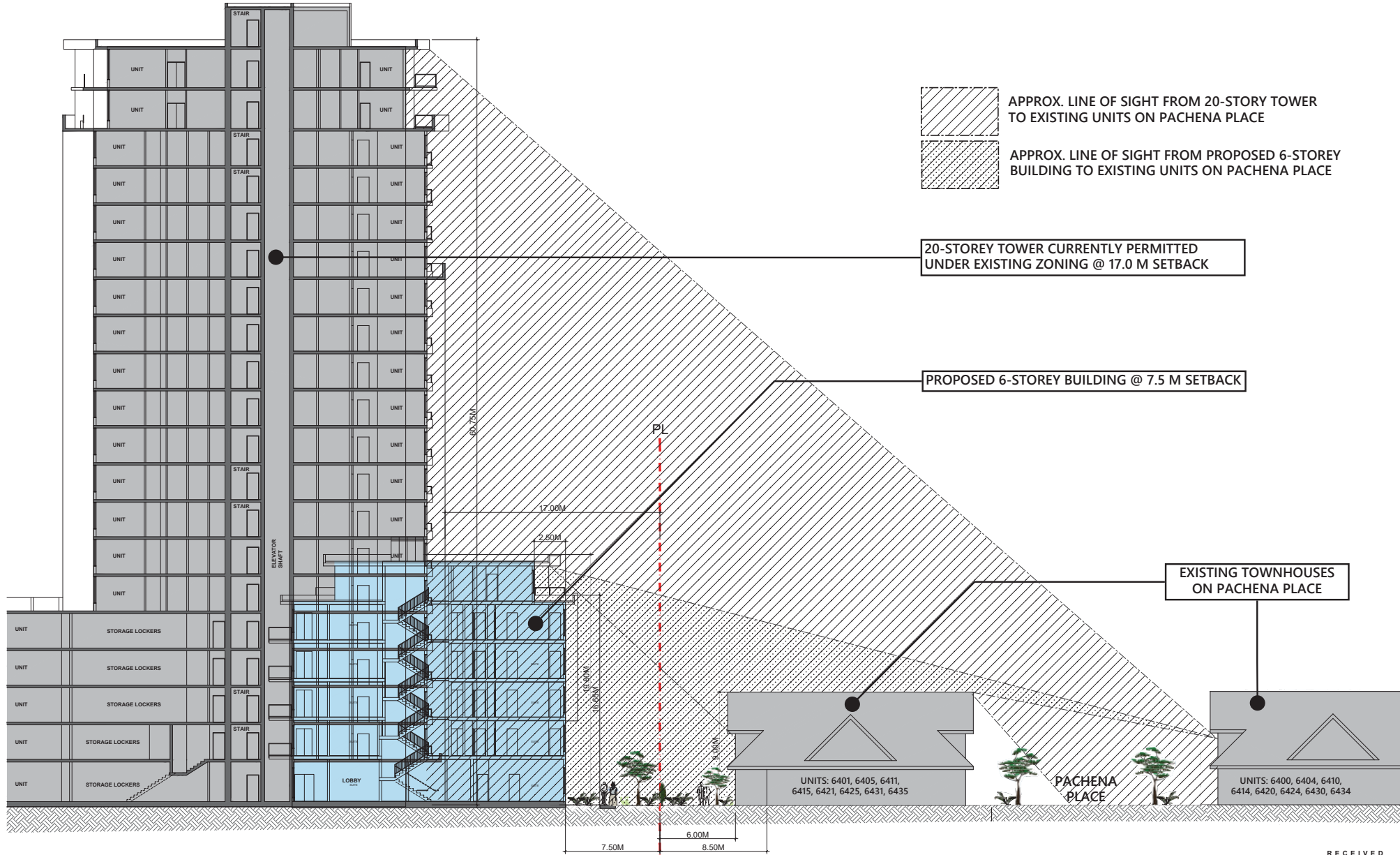
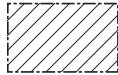



ATTACHMENT E BUILDING CROSS SECTION COMPARISON

SCHEDULE B - NORTHERN PROPERTY BOUNDARY / SITE CROSS-SECTION



 APPROX. LINE OF SIGHT FROM 20-STORY TOWER TO EXISTING UNITS ON PACHENA PLACE

 APPROX. LINE OF SIGHT FROM PROPOSED 6-STORY BUILDING TO EXISTING UNITS ON PACHENA PLACE

20-STORY TOWER CURRENTLY PERMITTED UNDER EXISTING ZONING @ 17.0 M SETBACK

PROPOSED 6-STORY BUILDING @ 7.5 M SETBACK

EXISTING TOWNHOUSES ON PACHENA PLACE

UNITS: 6401, 6405, 6411, 6415, 6421, 6425, 6431, 6435

UNITS: 6400, 6404, 6410, 6414, 6420, 6424, 6430, 6434