

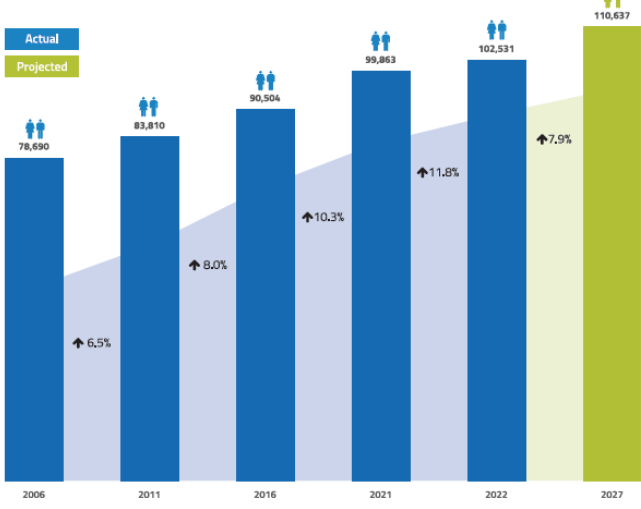


2023

State of the Nanaimo Economy

Population

City of Nanaimo Population Growth



Migration RDN



Migration City of Nanaimo



Business Licenses

Business Licenses by Industry Sector (City of Nanaimo 2022)

Professional, Scientific, Technical	766	11.9%	Finance and Insurance	121	1.9%
Retail Trade	768	11.9%	Wholesale Trade	125	1.9%
Other Services (except Public Admin.)	679	10.5%	Education and Training	79	1.2%
Health Care and Social Assistance	640	9.9%	Information and Cultural	42	0.7%
Admin/Support, Waste Mgmt/Remed.	523	8.1%	Mgmt. of Companies/Enterprises	2	0.0%
Real Estate, Rental and Leasing	467	7.2%	Construction	1,210	18.7%
Accommodation and Food Services	506	7.8%	Manufacturing	145	2.2%
Arts, Entertainment and Recreation	190	2.9%	Agr., Forestry, Fishing and Hunting	12	0.2%
Transportation and Warehousing	181	2.8%	Utilities	3	0.0%

Goods Producing Sector
 Service Producing Sector

Building Permits



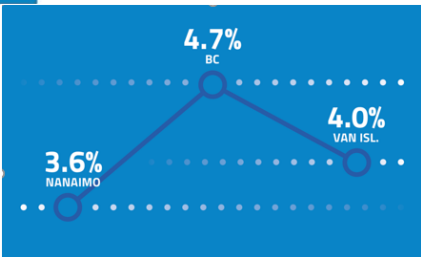
Housing Starts



Employment by Industry



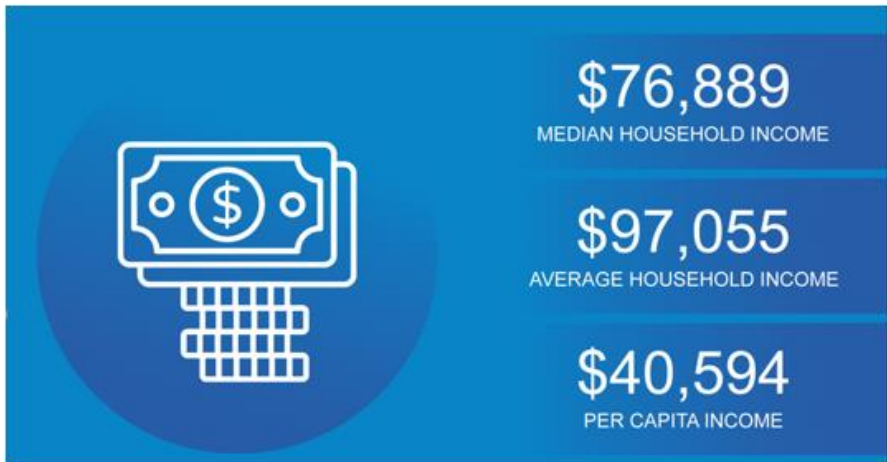
Labour force & Unemployment



Job Postings



Income & Education



Tourism



Hotels/Motels	
Average Occupancy	↑ 20.5%
Average Daily Room Rate	↑ 13.7%
Revenue Per Available Room (RevPAR)	↑ 36.9%

BC Ferries**	
Passengers	↑ 26%
Vehicles	↑ 16%

Nanaimo Airport	
Passengers	↑ 75%

Vancouver Island Conference Centre	
Delegate Days	↑ 166%