



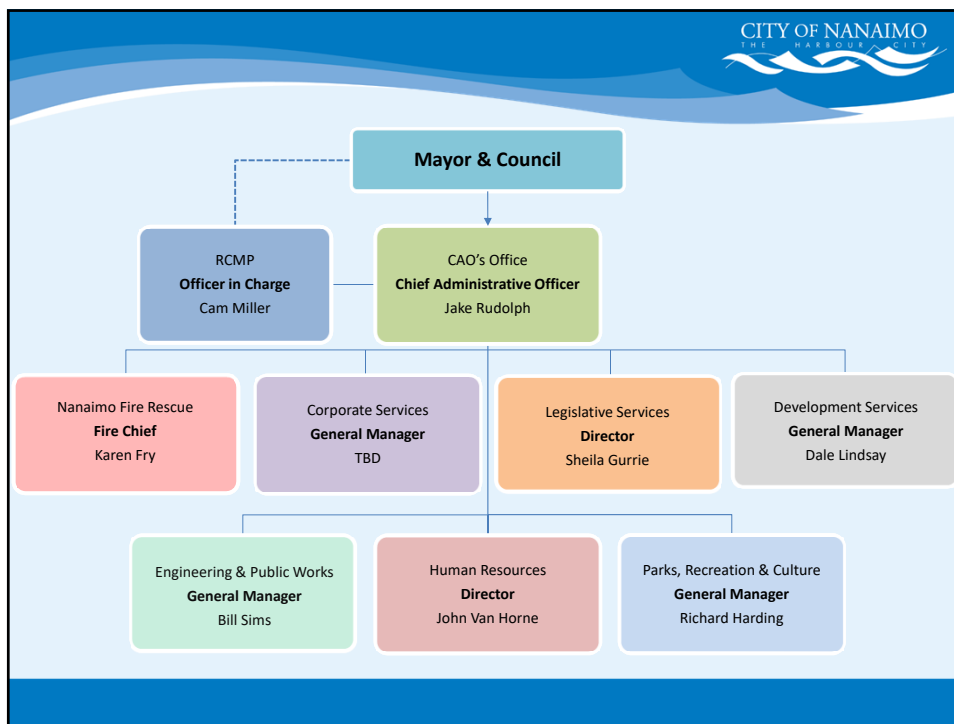
CITY OF NANAIMO
THE HARBOUR CITY

Role of CAO

Department Services

- Provision of on-going advice to Council
- Implementation of Council policies
- Corporate leadership and overall managerial responsibility for all departments
- Liaison with community organizations, other municipalities, Snuneymuxw First Nation, Provincial and Federal agencies and departments
- Promotion of the City through economic development and other initiatives
- Provide for overall emergency planning and preparedness

The diagram shows an orange inverted triangle labeled 'Council' at the top and a blue triangle labeled 'Administration' at the bottom. A line labeled 'Mayor' connects the top of the Council triangle to the top of the Administration triangle. A line labeled 'CAO' connects the bottom of the Council triangle to the bottom of the Administration triangle. A blue curved arrow points from the Council to the CAO, and an orange curved arrow points from the Administration to the Mayor.



Business Plans


- Chief Administrator's Office
- Legislative Services and Communications
- Human Resources
- Finance
- Information Technology
- Development Services
- RCMP/Police Services
- Nanaimo Fire Rescue
- Bylaw Regulation and Security
- Engineering and Public Works
- Parks, Recreation & Culture



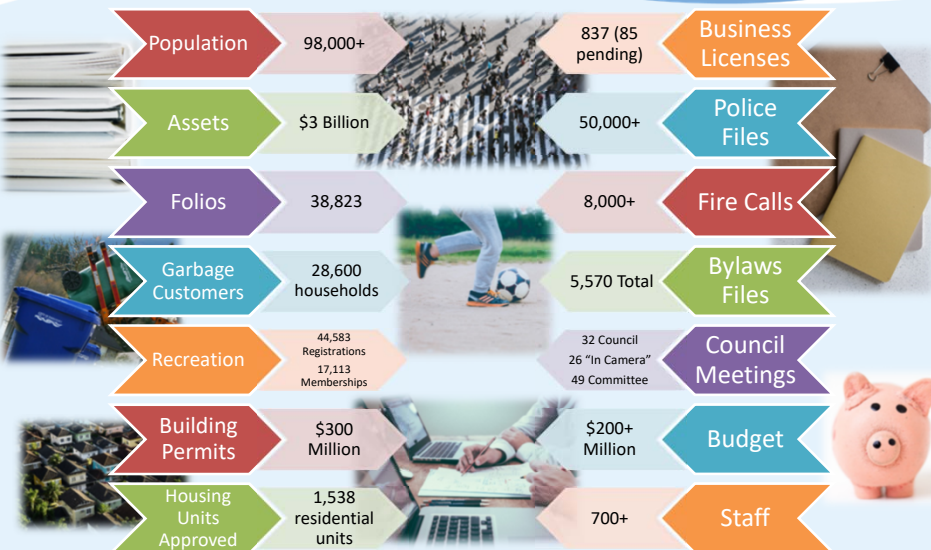
CITY OF NANAIMO
THE HARBOUR CITY

Content of Business Plans

- Overview
- Services
- 2019 Achievements
- Key Challenges of 2020
- Proposal Operating Budget



CITY OF NANAIMO
THE HARBOUR CITY



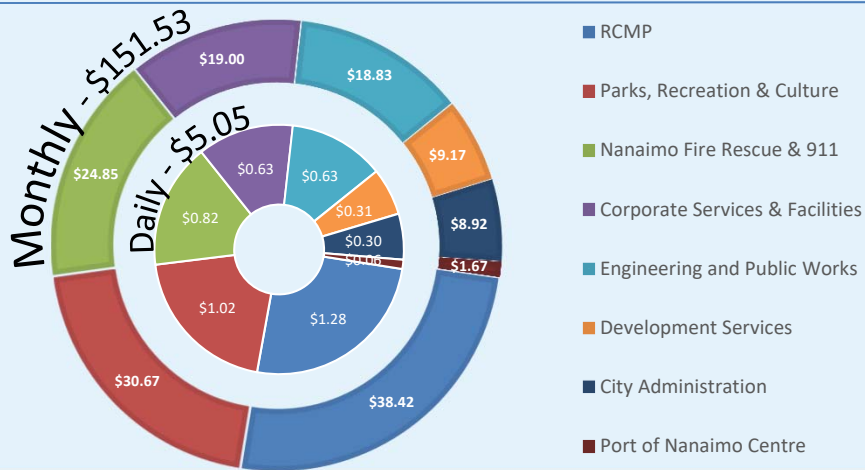
Population	98,000+	837 (85 pending)	Business Licenses
Assets	\$3 Billion	50,000+	Police Files
Folios	38,823	8,000+	Fire Calls
Garbage Customers	28,600 households	5,570 Total	Bylaws Files
Recreation	44,583 Registrations 17,113 Memberships	32 Council 26 "In Camera" 49 Committee	Council Meetings
Building Permits	\$300 Million	\$200+ Million	Budget
Housing Units Approved	1,538 residential units	700+	Staff

Municipal Comparison – On a Representative Home

Municipality	2019
Kamloops	2,206
Kelowna	2,230
Ladysmith	1,770
Nanaimo	2,196
Parksville	1,732
Prince George	2,218
Saanich	2,720
Victoria	2,880



Total City Services Paid by Average Home



CITY OF NANAIMO
THE HARBOUR CITY

2019 Achievements

Governance Excellence

Economic Health

Strategic Plan

Environmental Responsibility

Livability





CITY OF NANAIMO
THE HARBOUR CITY

Environmental Responsibility

The diagram features a central image of the Earth. Five circular icons are arranged in an arc above the globe, each connected to the globe by a dashed line. The icons represent: Environment Committee (a meeting), Climate Emergency (a protest sign that says 'THERE IS NO PLANET B'), Energy Efficient Initiatives (hands holding a glowing globe), Resiliency Strategy (a person on a bicycle), and Community Sustainability Action Plan (a hand pointing to a board).

CITY OF NANAIMO
THE HARBOUR CITY

Livability

The diagram displays eight initiatives in colored boxes, each with a small circular icon. The initiatives are: Health and Housing Task Force (map icon), Te'uxwtun Project Memorandum of Understanding (document icon), Advisory Committee on Accessibility and Inclusiveness (hand icon), Downtown Mobility study and "quick wins" (bicycles icon), Official Community Plan; Parks, Recreation and Culture Plan; Active Transportation Plan (parking icon), Fire Hall #1 Planning and Design (blueprint icon), Front Street Extension (street construction icon), and Departure Bay Walkway review (walkway icon).

CITY OF NANAIMO
THE HARBOUR CITY

2020 Challenges and Opportunities

VISION
To be a community that is livable, environmentally sustainable and full of opportunity for all generations and walks of life.



CITY OF NANAIMO
THE HARBOUR CITY

Committees/Engagement



- Online Engagement: City Website, Social Media (Facebook, Twitter, Instagram)
- Advisory Panel: Design Advisory Panel
- Steering Committees: OCP Steering Committee, Economic Development Steering Committee
- Task Forces: Health & Housing Task Force
- Committees: Governance & Priorities Committee, Finance & Audit Committee, Environment Committee, Advisory Committee on Accessibility & Inclusiveness
- Governance: (No specific entities listed)



Organizational Alignment



Capital Projects

- Water
- Sewer
- Drainage
- Facilities
- Complete Streets
- Parks and Trails



Future Capital Projects

➤ Port Theatre



➤ Waterfront



➤ RCMP



➤ Public Works



➤ Recreation Facilities



➤ 1 Port Drive

Economic Health

➤ Official Community Plan



➤ Asset Management



➤ Economic Function/Strategy



➤ Partnerships



➤ Fiscal Management



CITY OF NANAIMO
THE HARBOUR CITY

Environmental Responsibility

- Solid Waste and Recycling
- Urban Forestry
- Transportation
- Water Conservation (team watersmart logo)
- Environmental Bylaw Compliance
- Rainwater Management
- Environmental and Climate Action Policy Developments
- Building and Vehicle Energy Efficiency
- Ecological Restoration and Stewardship
- Environment Committee (AGENDA ENVIRONMENT COMMITTEE)

CITY OF NANAIMO
THE HARBOUR CITY

Livability

- Community Events
- Complete Streets
- Social Housing
- Community Safety
- Parks and Recreation

