

Nanaimo RCMP



Supt. Cameron Miller
OIC RCMP Nanaimo Detachment
April 8 2019

Quarterly RCMP Presentation

- Current Policing Pressures
- Various Statistics
- Policing Priorities

Current Policing Pressures

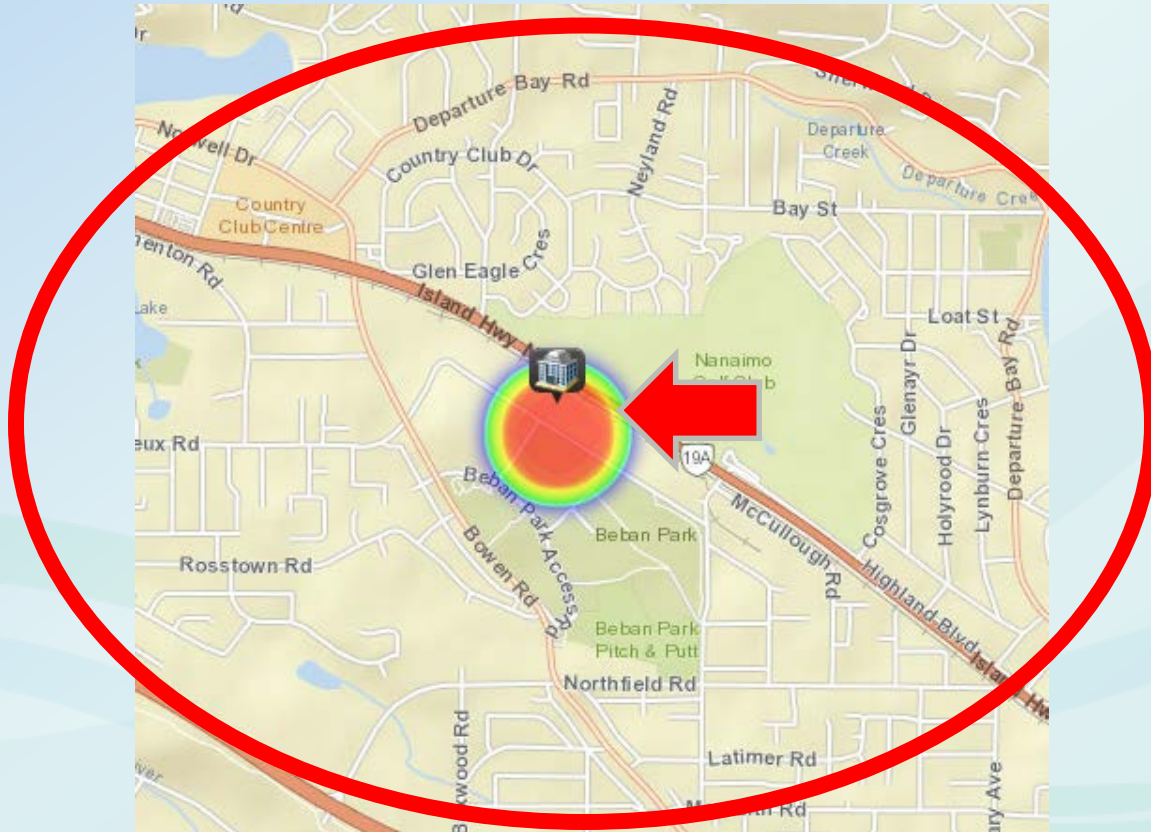


Current Policing Pressures

- Increase in calls for service at temporary shelters
- Increase in overall homelessness
- Increase in fatal motor vehicle accidents

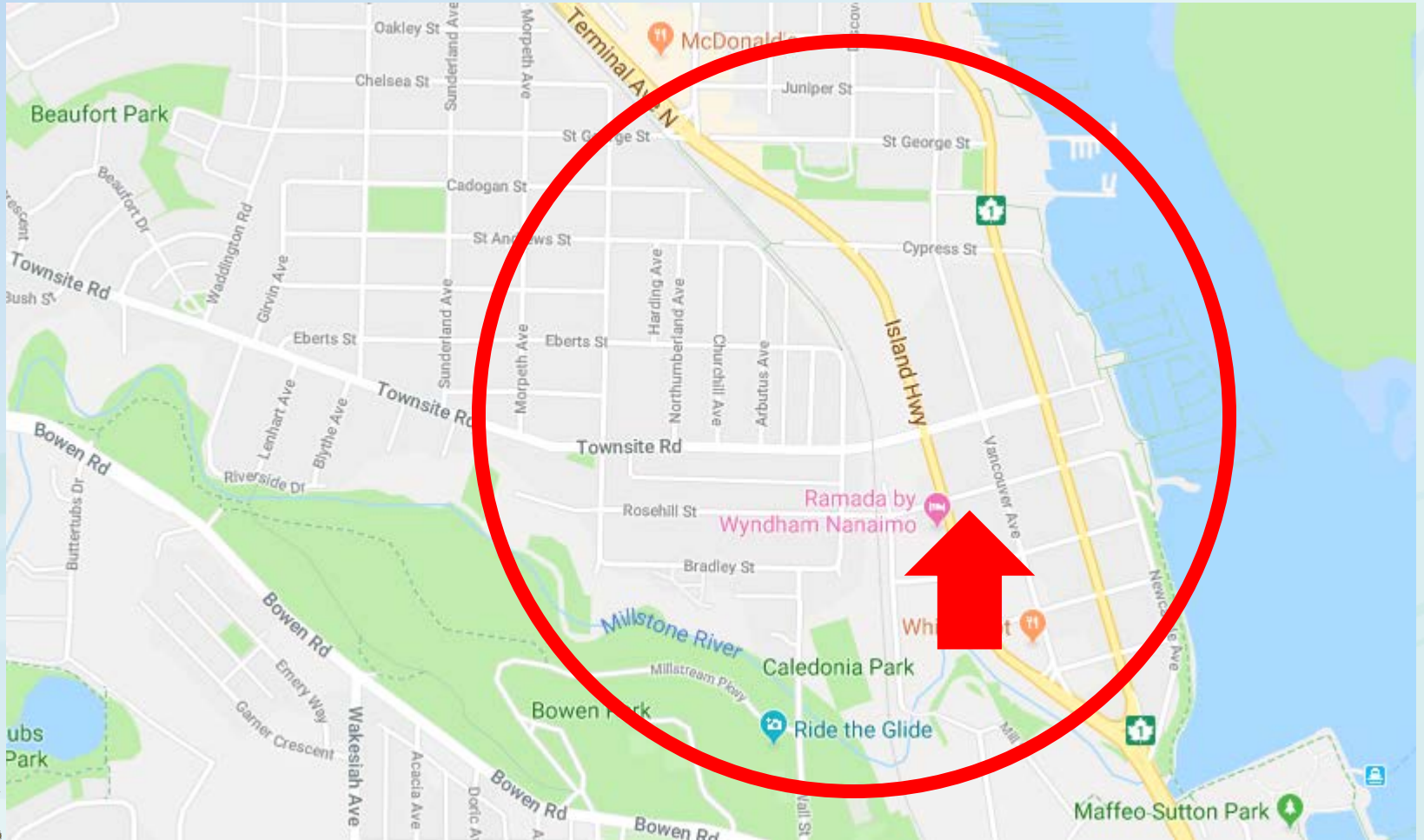
Temporary Housing Shelters

Labieux Place - 2060 Labieux Rd.



Temporary Housing Shelters

Newcastle Place - 250 Terminal Ave N.



Temporary Housing Shelters

- Calls for Service around both Shelters
- Time period consistent
 - November 20th 2016 – March 25th 2017
 - November 20th 2017 – March 25th 2018
 - November 20th 2018 – March 25th 2019

Calls for Service in vicinity of Temporary Housing Shelters

November 20th to March 25th



Calls for Service in vicinity of Temporary Housing Shelters

Labieux

- 2016 – 2017 – 217 Calls
- 2017 – 2018 – 321 Calls – increase of 47%
- 2018 – 2019 – 803 Calls – increase of 250%

Terminal Park

- 2016 – 2017 – 573 Calls
- 2017 – 2018 – 660 Calls – increase of 15%
- 2018 – 2019 – 1097 Calls – increase of 66%

Current Police Activities

- Dedicated Police Officer reviewing all files for each location
- Ongoing relationships with:
 - Island Crisis Care Society (Newcastle)
 - Pacifica Housing (Labieux)
 - BC Housing
 - Community Advisory Committee
 - Block Watch

Traffic Enforcement Activities



2018 Annual Ticket Stats

- 2735 Traffic Tickets
- 843 Traffic Warnings or Vehicle Safety Violations.
- 668 Park Bylaws
- 283 Bylaws
- 213 Liquor Bylaws or Violation Tickets
- 509 Seatbelt Violations
- 249 Electronic Device Violations
- 11 Cannabis Tickets
- TOTAL – 5511 Offences

2018 Annual Impaired Driving Stats

- 70 Suspension (24hr) by alcohol or drug
- 34 Three day (3) IRP
- 4 Seven day (7) IRP
- 2 Thirty day (30) IRP
- 157 Ninety (90) day IRP / Refusal
- 267 Total Alcohol Related Investigations

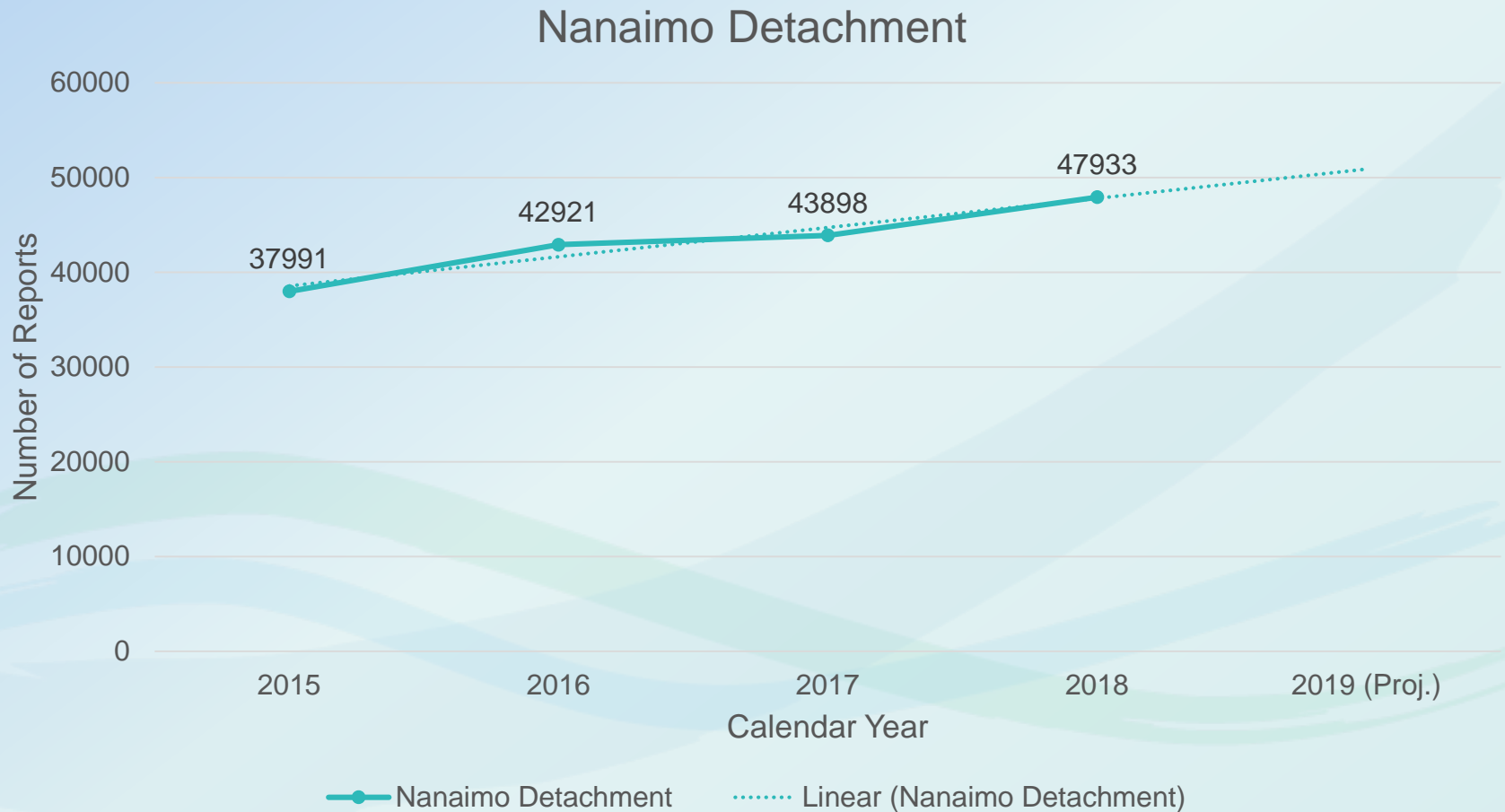
2019 Jan. and Feb. Traffic Stats

- 931 Traffic and Bylaw Offences (896 in 2018)
- 41 Alcohol Related Offences (28 in 2018)
- 6 Fatal MVI's this year as of April 3rd, 2019.
There have been 13 fatal collisions in the last 12 months.

January to March 2019 Traffic Special Projects

- 36 School Zone enforcement projects – typically conducted before or after school in school zones. 21 tickets and 20 Verbal Warnings.
- March was Distracted Driving Enforcement – 11 VT's issued.
- Commuter Enforcement Blitz on March 28th and 29th – 47 VT's and one Warning.

Total Number of Files per Year



File count for January and February

- Comparison for Jan/Feb 2018 / 2019.
 - Assaults 102 / 187 (+83%)
 - Drug Trafficking 5 / 32 (+540%)
 - Possession of Stolen Prop. 15 / 44 (+193%)
 - Harassment 34 / 79 (+132%)
- Total C.C. Files 1617 / 2406 (+48.79%)

Establishing Policing Priorities



Annual Performance Plan (APP)

- Several priorities that guide the detachment's focus for the coming year.
- Identified through a variety of consultations:
 - Mayor and Council
 - Chief and Council
 - Community groups
 - And others

Annual Performance Plan (APP)

- Usually 4 or 5 priorities are identified
- For each priority several initiatives are identified and given a goal for each year.
- Initiatives are updated Quarterly, with a final summary at the end of the fiscal year.

2018/2019 Priorities (5)

- Violence in Relationships
- Crime Reduction
- Road Safety
- Youth
- Community Engagement

Looking Forward

- Policing initiatives for 2019/2020
- Any policing related topic i.e.
 - Bylaw
 - Organized Crime
 - Crime Trends
 - Substance Abuse

Looking Forward

- Priorities are suggested by community and governmental groups.
- Once Priorities are selected, police will operationalize the issues.
- Initiatives will be developed to address the areas of concern.
- Meet with Council in a month to discuss.

Questions?

