

Survey Data

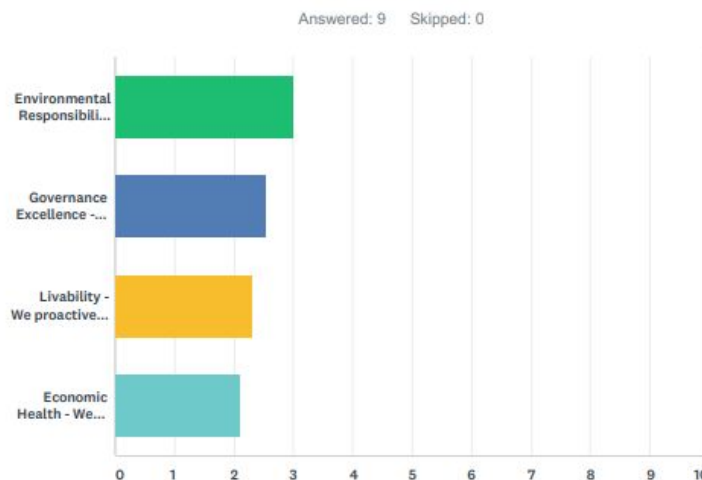
SURVEY

The following are the charts from the survey - you'll see that the average of the responses are very close. Apologies that this is a bit rough looking but with the survey closing last night we wanted to get this to you as soon as possible.

Responses were given 'points' so a number one choice would receive max number - eg on a 5 point question it would get 5. The total points were then divided by the 9 responses to come up with the averages below.

Overall Themes

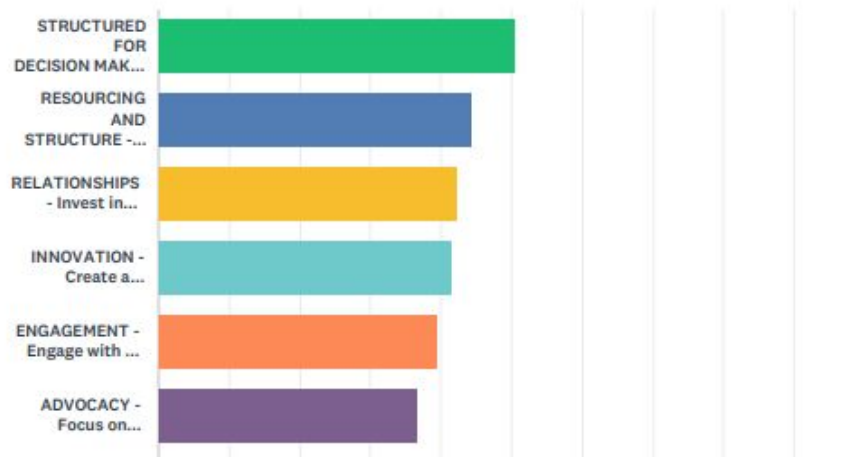
Q2 The following are the key themes identified by Council - while all of them will be important to many of you, please put them in order of highest to lowest.



Survey Data

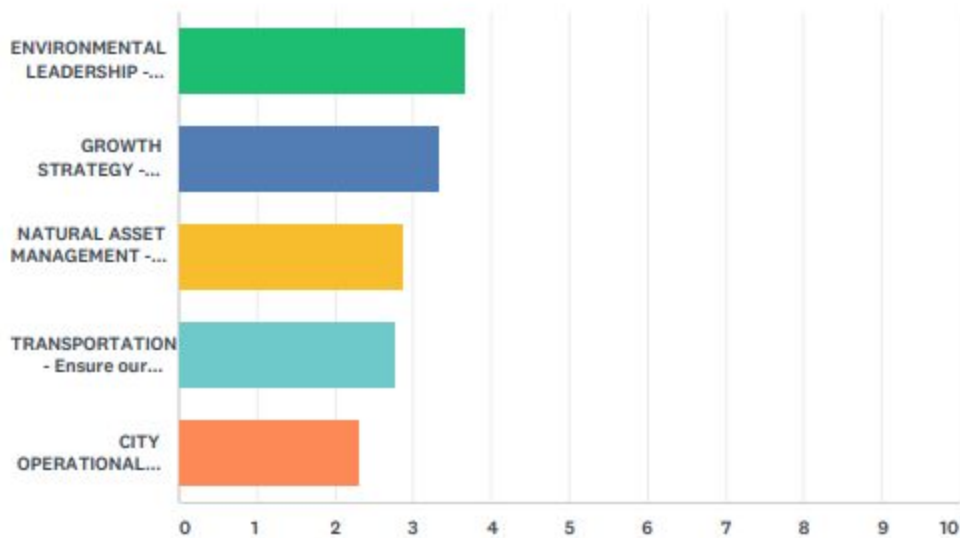
Q3 Focus on Governance & Management Excellence

Answered: 9 Skipped: 0



Q4 Focus on Environmental Responsibility

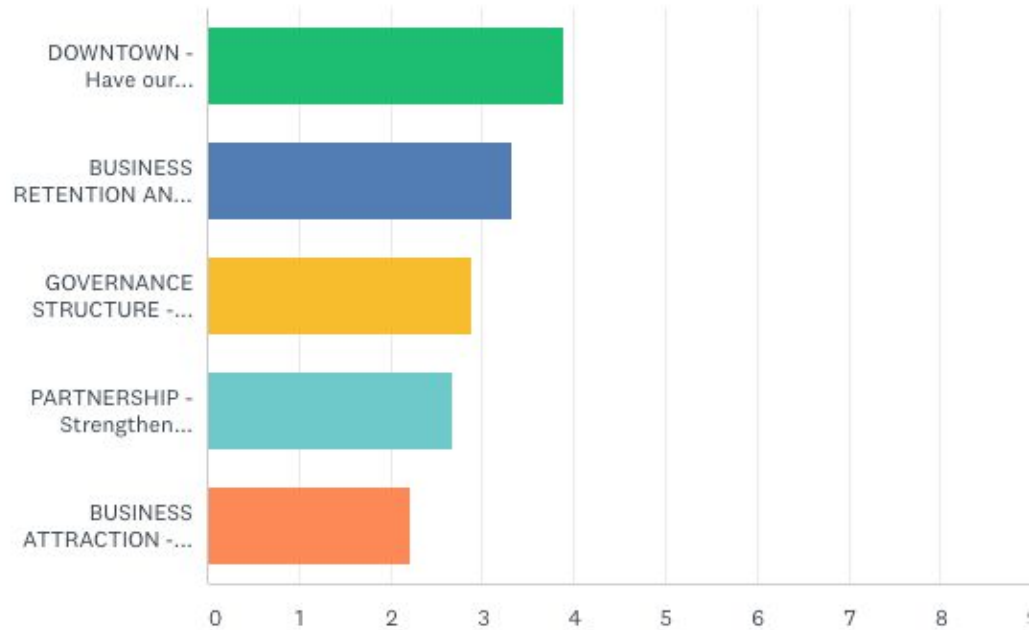
Answered: 9 Skipped: 0



Survey Data

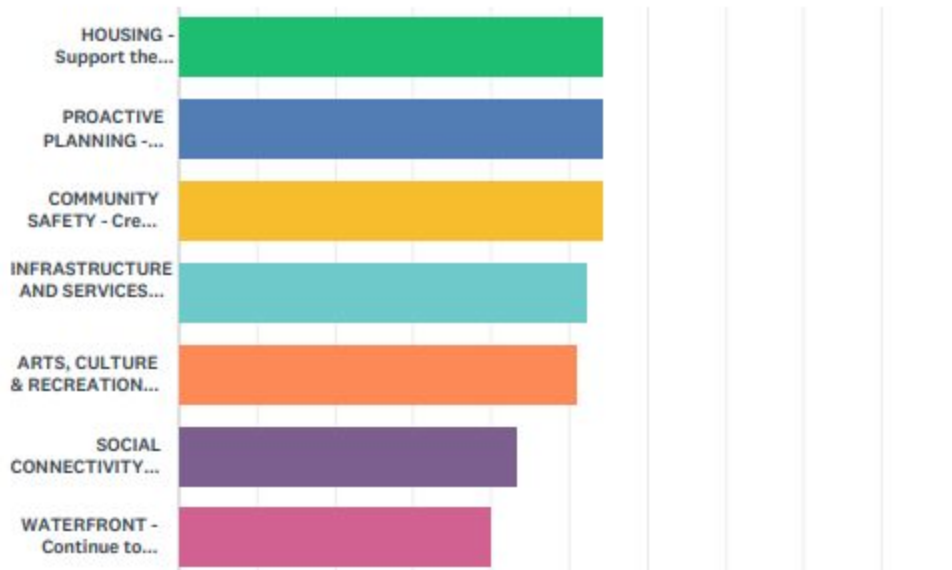
Focus on Economic Health

Answered: 9 Skipped: 0



Q6 Focus on Livability

Answered: 9 Skipped: 0



Survey Data

Comments:

- I would like to know where supporting food security and community agriculture would fit in? I feel that some connection to this is missing. Also I think having mention of promoting the circular economy would be useful.
- I don't necessarily believe transit should be a part of our plan as it rests primarily with the regional district.
- Possibly language about exploring new and emerging economic processes, systems and sectors.
- This was a great planning session and I learned a lot that I hope to use in the coming years to help make a Better Nanaimo
- Comprehensive! The flip side of that is that it's large: I'd like to see it distilled down a bit, which may come after we have staff input on plans/projects which fall under each.