

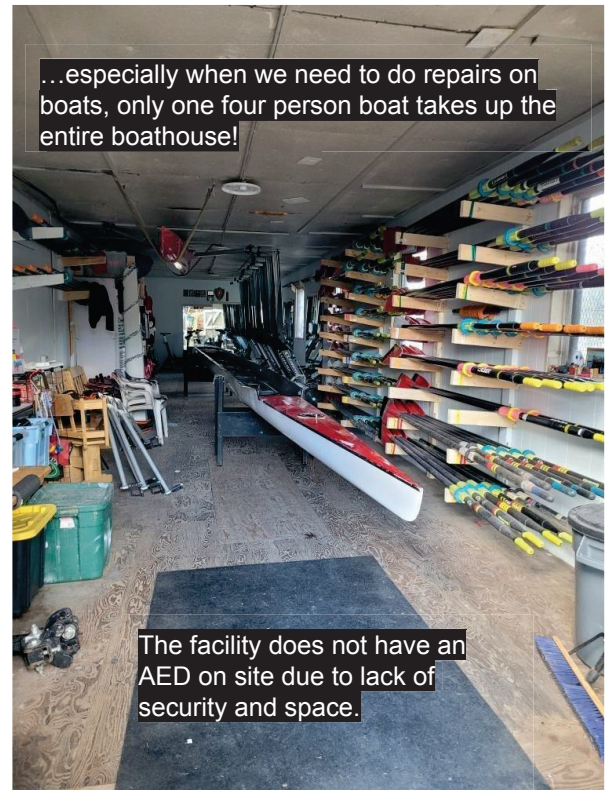
A Loudon Park Carol: The Present

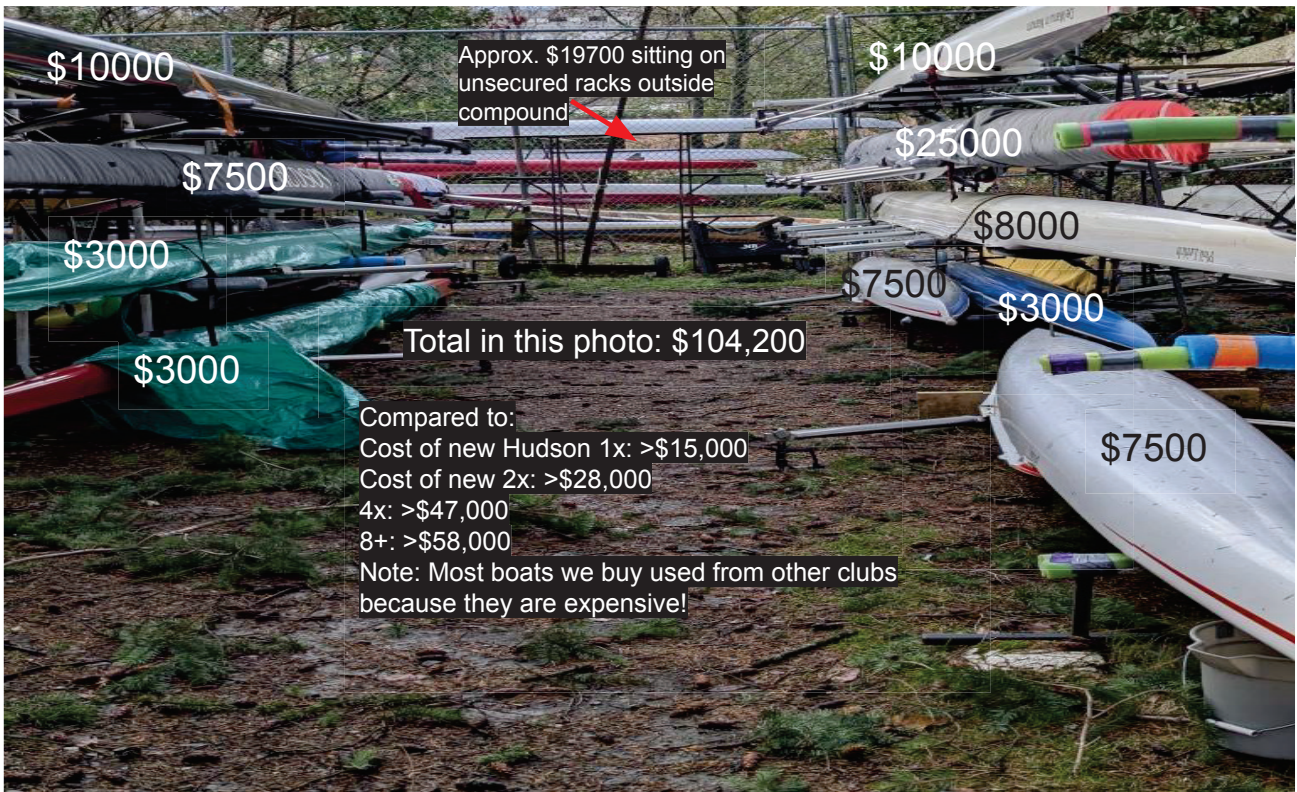
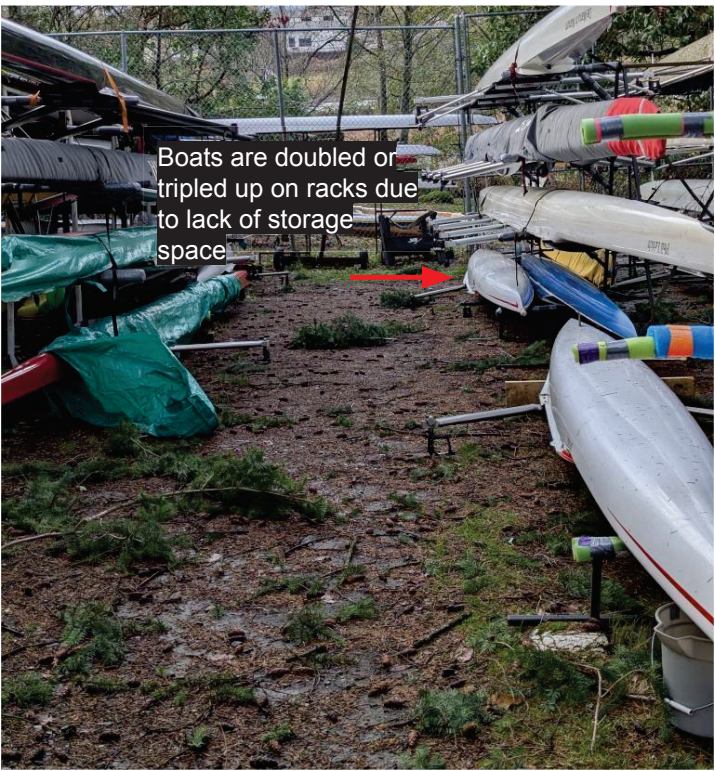


Kiersten, Nanaimo Rowing Club Secretary and Boathouse & Equipment Manager

NRC member for 3 years, started rowing in 2011

Discuss concerns regarding the current facilities at Loudon Park for the Nanaimo Rowing Club, Nanaimo Canoe & Kayak Club, and families, including washrooms, training facilities and equipment storage







Barely wide and tall enough for rowing shells!

Dock not long enough to easily accommodate long rowing shells, esp. during learn to row sessions

Slippery dock with nails popping up, dangerous in summer when kids run barefoot and jump off the dock (even though the dock is *technically* only for rowing and paddling)



Boat wrecking bolts sticking out of dock. \$\$\$\$\$ to fix boats



Popping nail



It isn't just a new boathouse, it is an upgraded park facility for the entire community!



Current accessibility to the beach and washrooms





Loudon Park vs. Westwood

Closest bus stop: ~400m flat
 Bike ride: Depends on start point but generally flat
 Location: Central/North Nanaimo

Closest bus stop: ~500m, steep hill
 Bike ride: Steep hill regardless of start point
 Location: Southwest Nanaimo

You can see the park driving by on the highway. So much potential!



Thank you!

