



**AGENDA
PUBLIC SAFETY COMMITTEE**

Wednesday, February 12, 2025, 4:00 p.m. - 6:00 p.m.

Boardroom, Service and Resource Centre

411 Dunsmuir Street, Nanaimo, BC

Pages

1. CALL THE MEETING TO ORDER:

[Note: This meeting will be live streamed and video recorded for the public.]

2. INTRODUCTION OF LATE ITEMS:

3. ADOPTION OF AGENDA:

4. ADOPTION OF MINUTES:

a. Minutes

3 - 8

Minutes of the Public Safety Committee Meeting held in the Boardroom, Service and Resource Centre, 411 Dunsmuir Street, Nanaimo, BC, on Wednesday, 2024-DEC-18, at 4:00 p.m.

5. COUNCIL COMMUNICATIONS:

a. Nanaimo Restorative Justice Program Overview

During the 2025-JAN-20 Regular Council Meeting, Council adopted the following motion:

"That Council continue to advocate to the Provincial Government for funding for the Nanaimo Restorative Justice Program."

b. Newcastle Community Association

During the 2025-JAN-20 Regular Council Meeting, Council adopted the following motion:

"That Council defer consideration of the following Consent Item to a future Council Meeting, until after a discussion at a future Governance and Priorities Committee Meeting regarding possible amendments to "Council Procedure Bylaw 2018 No. 7272":

'That Council invite representatives of the Newcastle Community

Association to attend the next Public Safety Committee Meeting to share their concerns regarding the impact of homelessness on residents and other businesses."

6. PRESENTATIONS:

- a. Save Our Streets Communities Driving Change Forum Highlights and Overview

To be introduced by Dave LaBerge, Director, Public Safety.

Presentation:

1. Karen Kuwica and Jess Ketchum [Via Zoom], Save Our Streets.

- b. RCMP Nanaimo Detachment Priorities 2024 - 2025

9 - 19

To be introduced by Inspector Eric Rochette, Nanaimo RCMP.

- c. Nanaimo Fire Rescue Priorities for 2025

20 - 25

To be introduced by Tim Doyle, Fire Chief.

- d. Public Safety Department 2024 Overview

26 - 30

To be introduced by Dave LaBerge, Director, Public Safety.

7. REPORTS:

- a. Verbal Update re: Drop-In Hubs

To be introduced by Christy Wood, Manager, Social Planning.

- b. Community Resilience Early Warning System (CREWS)

31 - 38

To be introduced by Dave LaBerge, Director, Public Safety.

Purpose: To present to the Public Safety Committee information on the Community Resilience Early Warning System.

[Note: Adnan Ansari, Executive Director, and Humera Khan, Technical Lead, Muflehun, in attendance, via Zoom, to answer questions.]

8. OTHER BUSINESS:

9. QUESTION PERIOD:

10. ADJOURNMENT:



MINUTES

PUBLIC SAFETY COMMITTEE MEETING

Wednesday, December 18, 2024, 4:00 P.M.
Boardroom, Service and Resource Centre
411 Dunsmuir Street, Nanaimo, BC

Members:

Councillor Armstrong
Councillor Eastmure
Scott Brodie, At Large Member
Doug Cowling, At Large Member
Destiny Herman, At Large Member
Collen Middleton, At Large Member
Ruth Taylor, At Large Member

Absent:

James Bowen, At Large Member
Kim Coulthard, At Large Member
Kevin Lambert, At Large Member
Jennifer Millbank, At Large Member

Staff:

D. LaBerge, Director, Public Safety
A. Groot, Director, Police Services
Insp. E. Rochette, Operations Officer, Nanaimo RCMP
N. Vracar, Deputy Corporate Officer
K. Gonzales, Acting Manager, Police Support Services
C. Wood, Manager, Social Planning
J. Vanderhoef, Zoom Moderator
A. Chanakos, Recording Secretary

1. CALL THE MEETING TO ORDER:

The Public Safety Committee Meeting was called to order at 4:00 p.m.

2. ADOPTION OF AGENDA:

It was moved and seconded that the Agenda be adopted. The motion carried unanimously.

* Denotes electronic meeting participation as authorized by "Council Procedure Bylaw 2018 No. 7272"

3. **ADOPTION OF MINUTES:**

It was moved and seconded that the Minutes of the Public Safety Committee held in the Boardroom, Service and Resource Centre, 411 Dunsmuir Street, Nanaimo, BC, on Wednesday, 2024-OCT-09 at 4:00 p.m. be adopted. The motion carried unanimously.

4. **REPORTS:**

(a) Verbal Update re: Drop-In Hub Service

Christy Wood, Manager, Social Planning, provided a verbal update regarding the Drop-In Hub service. Highlights included:

- The City will be funding a year-round drop-in hub that will provide warming and cooling services, and will operate seven days a week, seven hours a day
- Key services that will be provided on site include:
 - Access to basic needs including food, hygiene supplies, clothing and laundry services
 - Broader connections to other supports and services including emergency shelter and housing services, healthcare and mental health resources
 - Seasonal services such as extended hours during extreme weather events
- Work is underway with BC Housing to potentially provide up to 20 temporary winter emergency shelter beds between January and March
- The drop-in hub will be located at 55 Old Victoria Road, with the entrance located off Nicol Street, and will be operated by Island Crisis Care Society and Nanaimo Family Life Association. Both agencies were vetted through an evaluation process led by United Way and City Staff
- The site is scheduled to open on 2025-JAN-02 and will operate from 11:00 a.m. to 6:00 p.m. daily
- Daytime occupancy will be between 20 to 30 people, based on who is accessing services at the time and applicable storage needs for personal items
- The service model will include several staff and security services

Committee and Staff discussion took place. Highlights included:

- Security services for the site

- Concerns regarding a possible influx of drug trafficking outside the site once the drop-in hub opens
- The City-provided portion of the drop-in hub funding requires Community Safety Officers (CSOs) and RCMP members to be welcome on site at any time
- The RCMP's Special Investigation and Targeted Enforcement (SITE) team and downtown enforcement team will be made aware of the location and will include the site as part of their regular patrols to ensure there is no escalation of crime
- CSOs will ensure sidewalks are not blocked by individuals gathering outside the building to access nearby services

(b) Nanaimo Restorative Justice Program Overview

Introduced by Art Groot, Director, Police Services, and Kathy Gonzales, Acting Manager, Police Support Services.

Presentation:

1. Kluane Buser-Rivet, Program Manager, and Lex Vaugeois, Administrative Program Manager, Nanaimo Restorative Justice Program, provided a PowerPoint presentation. Highlights included:
 - On 2024-OCT-21, Council adopted a motion regarding potential increase of the annual funding for the Restorative Justice (RJ) Program from \$50,000 to \$150,000
 - The RJ Program creates opportunities for offenders to repair harm done through resolution agreements, as well as addressing root causes for behaviors and supporting offenders to access supports to address underlying issues
 - The RJ Program allows victims to share the impacts of crimes on themselves, and help develop the outcome for the offender
 - RJ principals come out of Indigenous communities and traditional forms of justice
 - The Program is offered to both youth and adult offenders, and there has been a rise in complexity of crimes participating in the Program
 - Referrals are received from many difference sources such as the RCMP, Provincial and Federal Crown, School District No. 68 and youth probation
 - RJ reduces strain on the justice system and allows RCMP members to focus on more serious cases

- The previous decrease in funding led to reduced staff, a break in programming, waitlists for services, and staff had to turn away complex files and referrals from the RCMP
- RJ focusses on keeping offenders in the community where they have caused harm, as research has shown that people who feel connected to their community are less likely to cause harm within it

Committee discussion took place. Highlights included:

- Community service partners include Growing Opportunities Farm Community Cooperative, Loaves and Fishes Community Food Bank, the BC Society for Prevention of Cruelty to Animals (SPCA), and the offender's school or First Nation
- RCMP referrals are assessed on a case-by-case basis to determine if the offender is a good fit for the RJ Program
- Community referrals are often received through a phone call or email, followed by an intake conversation
- Victim Fund surcharges collected by the Province often do not make it back to the community
- The City's program funding is saving provincial government money and the possibility to accomplish more with matching funds

It was moved and seconded that the Public Safety Committee recommend that Council continue to advocate to the Provincial Government for funding for the Nanaimo Restorative Justice Program. The motion carried unanimously.

(c) City of Nanaimo Liquor Control Strategy

Dave LaBerge, Director, Public Safety, provided an overview of the City's Liquor Control Strategy (the Strategy), including the following highlights:

- In 2002, the City contracted preparation of the Strategy in response to provincial licencing policy changes
- One of the main policy changes reduced the number of licencing classes to two: liquor primary and food primary
- The Strategy outlined the introduction of private liquor stores, in addition to government-operated liquor stores
- At the time, liquor primary establishments, including cabarets and dance clubs, were perceived to be contributing to a decreased safety

downtown, due to presence of organized crime and uncivil behaviour, requiring increased use of RCMP resources

- In response to the recommendations in the Strategy, the City developed a number of requirements including:
 - Requirement for clubs downtown to sign good neighbour agreements to address noise emissions, drink prices, patron queues and cleanliness outside the establishments
 - Cabarets and high-occupancy establishments were charged a higher business licencing fee; however, that has since been eliminated due to increased cooperation from these establishments, including installing patron scanning software to track who is in the establishments
 - Enactment of the Public Nuisance Bylaw 2019, No. 7267, which provided additional tools to the RCMP to deal with uncivil behavior
 - The installation of the first permanent washroom at Diana Krall Plaza, which led to a reduction of public urination on the streets
 - Regulation of mobile food trucks to help reduce the number of people congregating outside of clubs
 - Creation of the police-led Bar Watch Program in 2007, which was a collective commitment by the hospitality industry to take a zero-tolerance approach to violence, and its expansion in 2011 to include clubs/restaurants and pubs throughout the city
 - Dedicated police teams to patrol club districts during peak days/times, which enabled regular police patrols to focus on other areas of the city
- The provincial A Local Government Guide to Creating Municipal Alcohol Policy outlines ways to create conditions for alcohol sales, requirements for providing safe transportation from major events and general enforcement policies

Committee and Staff discussion took place regarding the following:

- Possibility of allowing public alcohol consumption in certain parks and during festival events (i.e. Night Market), whether the matter is within the scope of the Public Safety Committee given the zoning requirements and implications for park operations, and the desire for information from other municipalities
- Enforcement measures related to serving alcohol to minors

- Consideration to review the Strategy in conjunction with a nightlife and cultural space approach
- Understanding there are currently no public safety concerns related to the Strategy, the Strategy requirements are still current, and the desire for staff to bring back the matter if there are significant impacts in the future

5. OTHER BUSINESS:

The Committee inquired regarding an update on the recent incident involving a physical altercation at a washroom in the Maffeo Sutton Park. The incident is currently being review by Staff and is being handled by WorkSafeBC.

Committee discussion took place regarding the timeframe for the Committee to review the vacant buildings report which was presented at the 2024-OCT-07 Regular Council Meeting. The Chair advised the Committee that the report has not been referred to the Committee by Council and potential changes outlined in the report are costly.

Committee discussion took place regarding the potential for the Newcastle Community Association to be invited to provide a presentation at a future Public Safety Committee Meeting.

It was moved and seconded that the Public Safety Committee recommend that Council invite representatives of the Newcastle Community Association to attend the next Public Safety Committee Meeting to share their concerns regarding the impact of homelessness on residents and local businesses. The motion carried unanimously.

Committee discussion took place regarding the number of warming centres available for this winter season.

6. QUESTION PERIOD:

The Committee received one question from the public regarding agenda items.

7. ADJOURNMENT:

It was moved and seconded at 5:28 p.m. that the meeting adjourn. The motion carried unanimously.

CERTIFIED CORRECT:

CHAIR

DEPUTY CORPORATE OFFICER

NANAIMO RCMP

2024 Annual Statistics

January 27, 2025

Protected 'A'
All data retrieved directly from Prime Records Management System (RMS)



Prepared by:
ME Daniel Moisan
2025-01-27

2024 Annual Statistics Report

Summary

- In 2024, **Calls for Service** decreased by -6% (-2,578 calls) from 2023 and is at its lowest over the past 5 years.
- **Property Crime** has decreased moderately in the past two years, with a -12% decrease in 2023 and -7% decrease in 2024. **Person Violent Crime**, however, has had very little change, decreasing by only -1% in 2023 and -1% in 2024.
- Overall, the primary drivers for the **Property Crime** decreases in 2024 were decreases in **Mischief to Property** (-260 files), **Theft from Vehicle** (-164 files), and **Other Theft** (-89 files).
- Out of the *Criminal Code* offences, **Shoplifting** had the largest increase in 2024 with a 26% increase (+183 files). The offence which saw the largest decrease was **Theft from vehicle**, which declined by -23% (-164 files).
- **CDSA Offences** saw large increases in 2024 largely due to the recriminalization of public drug possession in May
- In 2024, there was a -12% decrease in **Calls for Service** (-1,279 calls) within the downtown area of Nanaimo, leading to a -12% decrease in **Persons Violent Crime** (-74 files) as well as a -13% decrease in **Property Crime** (-228 files) downtown.
- **Mental Health Related** files decreased by -12 % (-329 files) in 2024. In addition to this, **MHA Apprehension** decreased by -9% (-76) in 2024.

Data Caveats

- 1) Data was retrieved from PRIME RMS on 2024-01-10.
- 2) Offence data includes only first-line UCR scoring (i.e. the most serious offence) unless otherwise noted.
- 3) Unfounded, assist files, and non-reportable files are excluded from the data unless otherwise noted.
- 4) Calls for service data reflects all PRIME files for the given date range (including online reports and cancelled files).

5-Year Overview

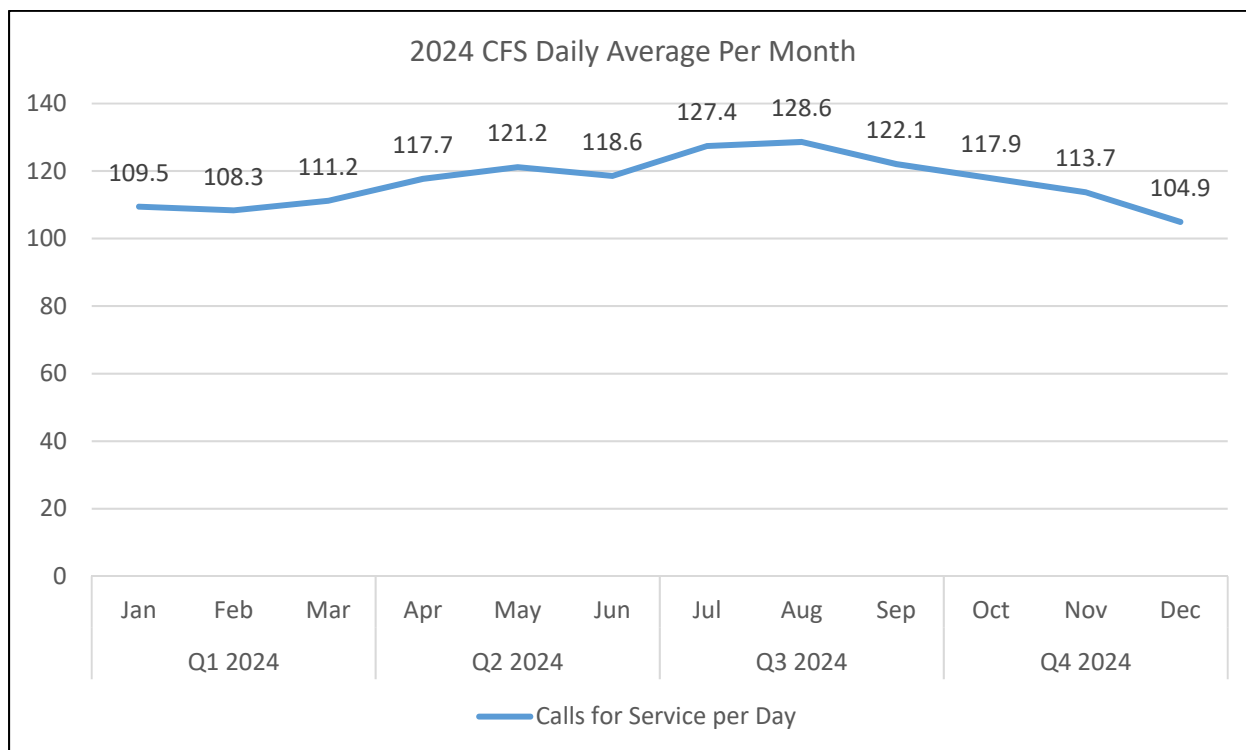
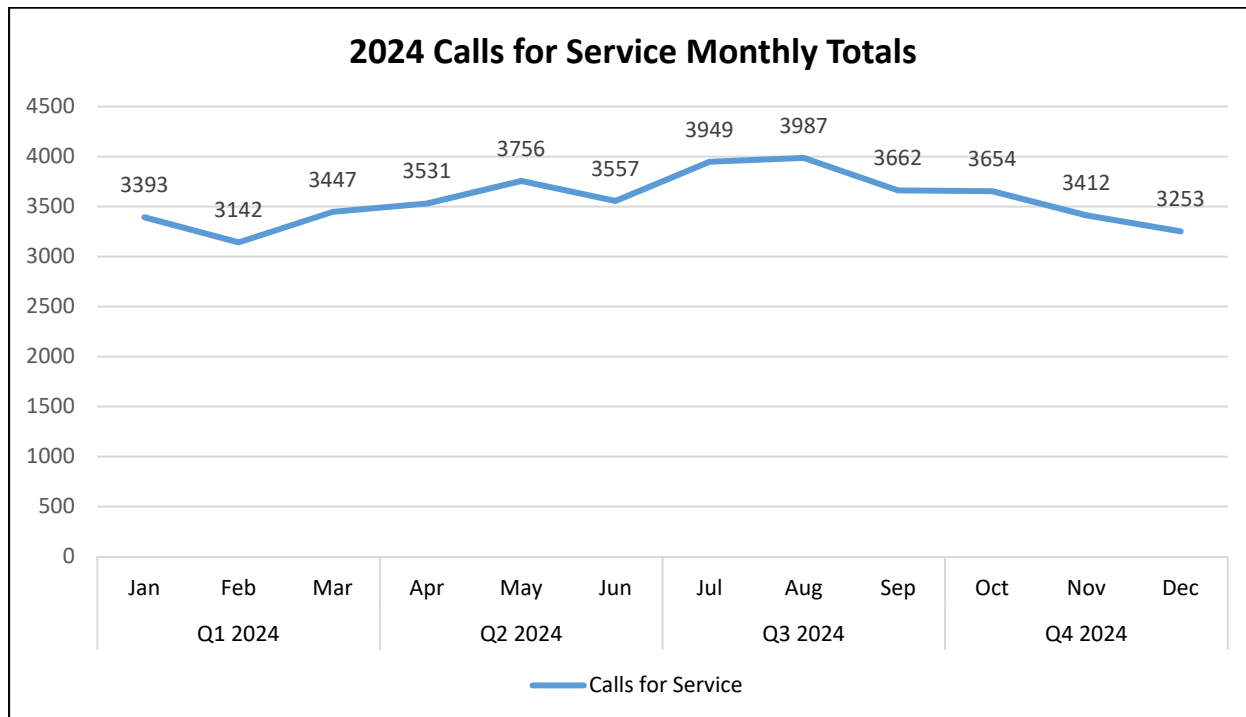
File Type	2020*	2021	2022	2023	2024*	5 Year Trendline
Criminal Code Offences	12,696	13,292	13,442	12,143	11,491	
Persons Violent Crime	2,147	2,624	2,666	2,630	2,605	
Property Crime	7,320	7,365	7,664	6,768	6,314	
Other CC Offences	3,229	3,303	3,112	2,745	2,572	
Non-CC Offences	3,296	3,462	3,430	3,696	3,525	
CDSA Offences	435	455	422	223	458	
Federal Statutes	15	16	20	26	64	
Provincial Statutes	2,525	2,573	2,520	2,962	2,574	
Traffic Offences	321	418	468	485	429	
Total Offences	15,992	16,754	16,872	15,839	15,016	
Total Calls for Service	46,780	48,120	45,787	45,321	42,743	

*2020 and 2024 are both leap-years and therefore contain 366 days of data.

- **Calls for Service (CFS)** decreased annually after 2021, with 2024 having the lowest CFS in the 5-year span.
- Of the *Criminal Code* offence types, **Persons Violent Crime** has remained relatively unchanged since 2021; however, both **Property Crime** and **Other CC Offences** have declined in recent years.
- **CDSA Offences** saw a large decrease in 2023 due to the decriminalization of public drug possession under 2.5 grams but has since returned to previous totals after public drug use was re-criminalized in May 2024.
- **Federal Statute Offences** have increased steadily since 2020. This is primarily due to the increased enforcement of *Excise Act* offences (unstamped cigarettes).
- **Provincial Statute Offences** had a large increase in 2023 due to increases in trespassing and public intoxication; however, 2024 saw a decrease in these offences and are now similar to 2021 and 2022 totals.

2024 Calls for Service Overview

- Q3 contained the most **Calls for Service** with a high of 3,987 CFS in August, which also contained the highest daily CFS average with 128.6 calls per day.



2024 Calls for Service Breakdown

Jurisdiction	Q1 2024	Q2 2024	Q3 2024	Q4 2024	2023 Total	2024 Total	% Change
Municipal	9,296	10,045	10,631	9,495	42,141	39,467	-6%
Provincial	686	799	967	824	3,180	3,276	3%
Total Calls for Service	9,982	10,844	11,598	10,319	45,321	42,743	-6%

- In 2024, municipal calls for service decreased by -6% (-2,674 calls) whereas provincial calls for service increased by 3% (+96 calls).
- Total calls for service decreased by -6% (-2,578 calls) in 2024.

2024 Quarterly Summary

File Type	Q1 2024	Q2 2024	Q3 2024	Q4 2024	2023 Total	2024 Total	% Change
Criminal Code Offences	2,680	2,786	3,105	2,920	12,143	11,491	-5%
Persons Violent Crime	602	699	700	604	2,630	2,605	-1%
Property Crime	1,559	1,443	1,653	1,659	6,768	6,314	-7%
Other CC Offences	519	644	752	657	2,745	2,572	-6%
Non-CC Offences	807	1,023	910	785	3,696	3,525	-5%
CDSA Offences	49	141	176	92	223	458	105%
Federal Statutes	5	20	15	24	26	64	146%
Provincial Statutes	636	742	619	577	2,962	2,574	-13%
Traffic Offences	117	120	100	92	485	429	-12%
Total Offences	3,487	3,809	4,015	3,705	15,839	15,016	-5%
Total Calls for Service	9,982	10,844	11,598	10,319	45,321	42,743	-6%

- **CDSA Offences** and **Federal Statute Offences** were the only offence types to see increases in 2024. These were largely due to the re-criminalization of public drug use and the increased enforcement of unstamped cigarettes.

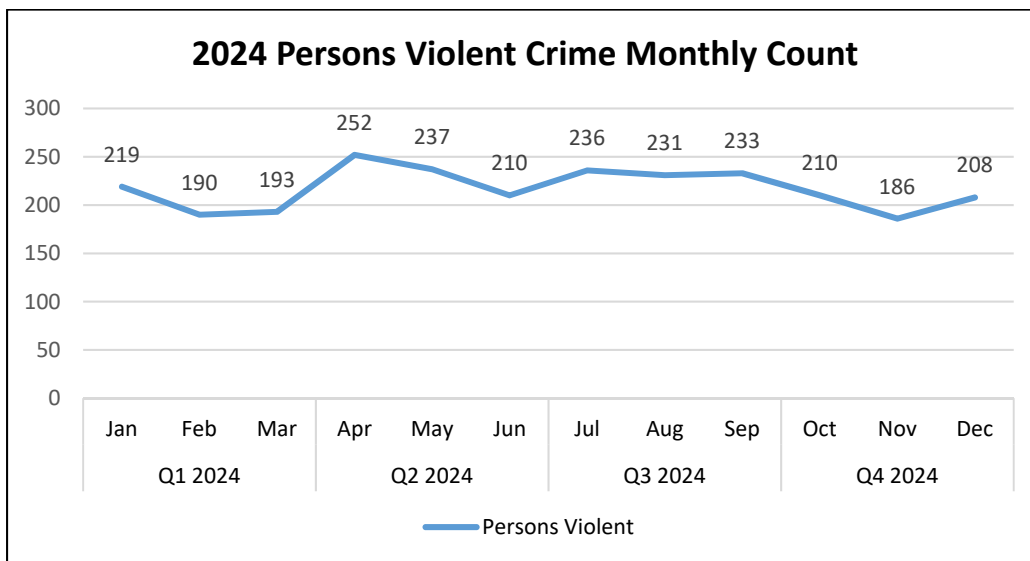
% Change Legend	
	Decrease
	1-15% increase
	15% or greater increase

2024 Persons Violent Crime Overview

OFFENCE GROUP	Q1 2024	Q2 2024	Q3 2024	Q4 2024	2023 Total	2024 Total	% Change
ASSAULTS - ALL	254	328	334	262	1,142	1,178	3%
ASSAULT - COMMON	189	237	259	209	848	894	5%
ASLT - WEAPON OR CBH	58	76	64	43	240	241	0%
ASSAULT - AGGRAVATED	1	2	1	1	12	5	-58%
ASSAULT - POLICE	6	12	8	7	30	33	10%
ASSAULT - OTHER	0	1	2	2	12	5	-58%
EXTORTION	12	20	28	18	97	78	-20%
HARASSMENT	110	118	127	129	446	484	9%
HOMICIDE	1	0	1	0	2	2	0%
KIDNAPPING/CONFINEMENT	2	2	1	2	8	7	-13%
ROBBERY	12	22	8	10	67	52	-22%
SEX OFFENCES ¹	53	36	37	45	194	171	-12%
UTTER THREATS	154	168	161	136	664	619	-7%
WEAPONS OFFENCES ²	4	3	4	0	5	11	120%

- 1) Sexual Assault, Sexual Interference, Child Luring, Distribution of Intimate Images w/o Consent, and Voyeurism.
- 2) Firearm Pointing and Intimidation with Firearm.

- In 2024, **Assaults** increased by 3% (+36 files) from 2023.
- Violent **Weapons Offences**, which includes firearm pointing and intimidation with a firearm (with real or imitation firearms) increased by +6 files from 2023; however, there were no files in Q4 2024.
- **Extortion, Robbery, Sex Offences, and Utter Threats** all had moderate decreases in 2024



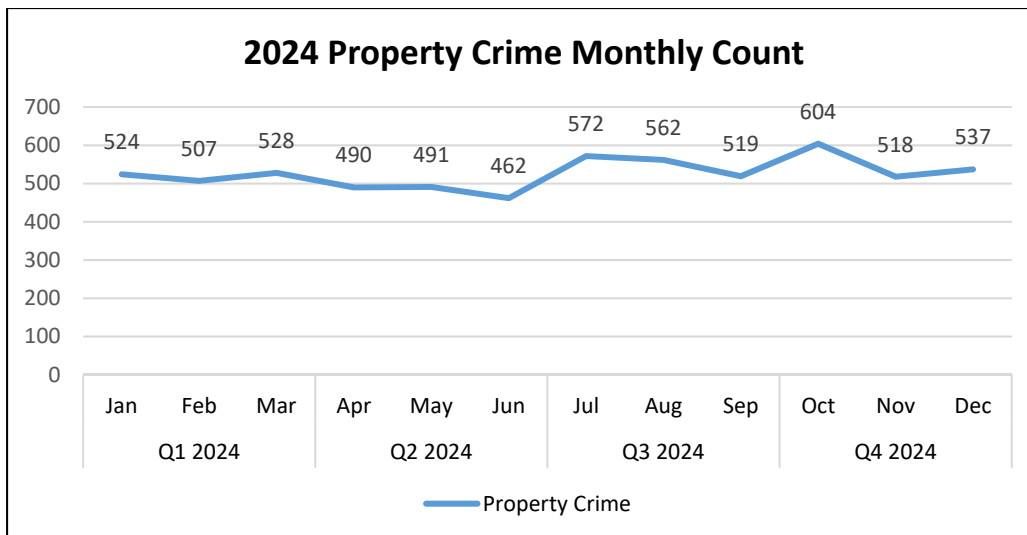
April 2024 contained the highest monthly count of **Persons Violent Crime** with 252 files. November saw the lowest total monthly count with 186.

2024 Property Crime Overview

OFFENCE GROUP	Q1 2024	Q2 2024	Q3 2024	Q4 2024	2023 Total	2024 Total	% Change
ARSON/FIRES	28	26	29	23	94	106	13%
AUTO THEFT ¹	86	36	55	77	276	254	-8%
BIKE THEFT	21	34	47	14	118	116	-2%
BREAK & ENTER - ALL	162	85	112	102	483	461	-5%
BREAK & ENTER - BUSINESS	66	44	54	45	192	209	9%
BREAK & ENTER - RESIDENCE	41	21	39	33	153	134	-12%
BREAK & ENTER - OTHER	55	20	19	24	138	118	-14%
FRAUDS	209	177	176	171	770	733	-5%
MISCHIEF TO PROPERTY	569	572	600	625	2,626	2,366	-10%
OTHER THEFT	158	155	204	182	788	699	-11%
POSSESS STOLEN PROPERTY	42	24	48	41	161	155	-4%
SHOPLIFTING	200	199	236	246	698	881	26%
THEFT FROM MAIL	2	7	6	3	19	18	-5%
THEFT FROM VEHICLE	100	132	146	183	725	561	-23%

1) Auto Theft also includes attempted theft of auto and take auto without consent.

- In 2024, **Shoplifting** increased by 26% (+183 files) from 2023.
- **Arsons** and **Break & Enter – Business** both had small increases in 2024.
- **Theft from Vehicle** decreased significantly by -23% (-164 files).



Total **Property Crime** offences reached a high of 604 files in October and a low of 462 files in June.

2024 Other Criminal Code Offences

OFFENCE GROUP	Q1 2024	Q2 2024	Q3 2024	Q4 2024	2023 Total	2024 Total	% Change
ANIMAL CRUELTY	2	4	3	4	10	13	30%
BREACH OF CONDITIONS	89	93	101	109	382	392	3%
CAUSE DISTURBANCE	334	435	516	429	1,827	1,714	-6%
CHILD PORN/INDECENT ACTS	15	20	22	21	71	78	10%
COUNTERFEIT CURRENCY	6	2	7	3	28	18	-36%
WEAPONS OFFENCES ¹	40	44	42	34	201	160	-20%

1) Other Weapons Offences includes Weapons Possession, Careless Use of Firearm, and Unsafe Storage.

- There were moderate declines in both **Counterfeit Currency** (-36%) and **Weapons Offences** (-20%) in 2024.

2024 CDSA, Mental Health, and Other Occurrences

OFFENCE GROUP	Q1 2024	Q2 2024	Q3 2024	Q4 2024	2023 Total	2024 Total	% Change
DRUG POSSESSION	32	115	142	73	127	362	185%
DRUG PRODUCTION	0	2	1	1	6	4	-33%
DRUG TRAFFICKING	17	24	32	17	86	90	5%
FLIGHT FROM PEACE OFFICER ¹	26	6	20	15	76	67	-12%
MISSING PERSONS ²	212	244	249	207	914	912	0%
CHECK WELL-BEING ²	690	693	806	644	2,814	2,833	1%
TRESPASS	566	631	545	528	2,478	2,270	-8%
MENTAL HEALTH RELATED ³	571	595	599	613	2,707	2,378	-12%
MHA APPREHENSIONS	180	192	177	189	814	738	-9%

1) Flight from PO data includes all levels of UCR scoring in order capture files that have more serious offences.

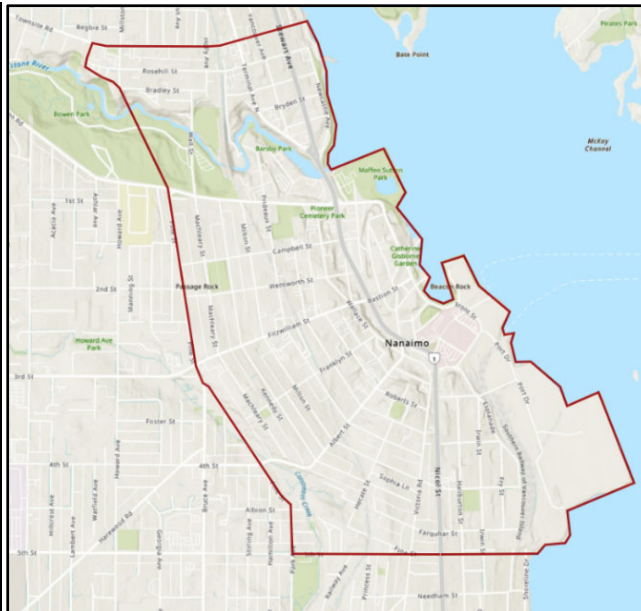
2) Missing Persons and Check Well-Being files have a "CCJS Non-Reportable" status as they are not categorized as offences.

3) Mental Health Related files include "Mental Health Act" on any level of UCR scoring, or the file's study flag contains "Mental Health Related".

- In 2024, **Mental Health Related** files decreased by -12% (-329 files) and there were 76 less (-9%) **Mental Health Act Apprehensions**.
- **Missing Persons** and **Check Well-Being** files did not see much change in 2024.
- Files with a **Flight from Peace Officer** offence decreased by -12% (-9 files).

Downtown Crime Summary

Downtown Occurrences	2023 Total	2024 Total	File Count Difference	% Change
Calls for Service	10,680	9,401	-1279	-12%
Persons Violent Crime	593	519	-74	-12%
Assaults	299	299	0	0%
Robbery	33	16	-17	-52%
Weapons Possession	92	88	-4	-4%
Property Crime	1,784	1,556	-228	-13%
Auto Theft	61	47	-14	-23%
Break & Enters	166	150	-16	-10%
Mischief to Property	827	675	-152	-18%
Drug Possession	59	278	219	371%
Drug Trafficking	14	49	35	250%
Cause Disturbance	723	687	-36	-5%
Check Well-Being	783	744	-39	-5%
Mental Health Related	523	416	-107	-20%



The Downtown are is defined by the red border in the above map.

- **Calls for Service** decreased by -12% (-1,279 calls) in the downtown area in 2024.
- **Persons Violent Crime** offences in the downtown area decreased by -12% (-74 files), with **Robbery** decreasing by -52% (-17 files) when compared to 2023.
- There were no changes in the total number of **Assaults**. **Weapons Possession** had a small decrease of -4% (-4 files) in 2024.
- Total **Property Crimes** decreased by -13% (-228 files) in 2024, including decreases in **Auto Theft** (-23%), total **Break & Enters** (-10%), and **Mischief to Property** (-18%).
- CDSA offences, including **Drug Possession** and **Drug Trafficking**, saw large increases in 2024.

-END OF REPORT-



2024 – 2025 Nanaimo Detachment APP Priorities

1) Crime Reduction

- a. REV011 / SITE (Special Investigation and Targeted Enforcement) - Violent Offender Management.
- b. PTEP (Provincial Tactical Enforcement Priority) – Led by our Project Team. Seeking funding to support CDSA investigation into known PTEP identified drug traffickers
- c. Youth – Gang Awareness Strategies. Presentations in schools etc.
- d. Road Safety – Combat impaired driving. Includes road checks.

1



2024 – 2025 Nanaimo Detachment APP Priorities

2) Employee Wellness

- a. ODS management / morale of the members and support staff.
- b. Ensuring employee wellness through education, awareness.

3) Inclusion & Reconciliation

- a. IPS staffing
- b. Re engagement
- c. Building trust through enhanced communication

2



2024 – 2025 Nanaimo Detachment APP Priorities

- 4) Community Public Safety
 - a. Addressing mental health issues specifically. Liaison with VIHA, and other partners to address the continuing mental health issues in the community. Looking at the number of MHLO referrals.

- 5) Recruiting
 - a. Pro active recruiting from the detachment



1

CITY OF NANAIMO
THE HARBOUR CITY

Distribution of Incidents

	2019	2020	2021 Jan-Jun	2021 Jul-Dec	2022	2023	2024
Mesa	4124	2408	2030	2254	5709	7989	7511
Alarms	655	622	318	448	974	1019	1193
Other Fire	367	341	280	363	874	818	686
Burning Complaints	381	505	239	220	666	712	667
MVA	648	596	251	404	721	675	664
Misc.	1	1	2				
Structure Fire	90	103	58	98	176	157	161
Hazmat	81	67	42	52	114	110	106
Vehicle Fire				25	51	49	36
Assistance Call	388	384	182	111	249	249	293
Rescue	29	21	16				
Structure False	39	42	13				
Fire False	69	52	19				
Mutual Aid		3					
Lift Assist				90	223	233	260
Wires Down				21	86	40	70
Rescue Other					3	13	9
Rescue Water					5	7	6
Investigation				4	7	7	6
Public Assistance				1	1	6	3
Rescue-High Angle Technical				4	3	2	10
Road Flush					5	1	4
Explosion					4	1	1
Rescue - Confined Space				2		1	1
Rescue - Bridge Distress					1		1
TOTAL	6872	5145	3450	4097	9872	12089	11688

software change

2

2023 -2024 Comparison

	<u>2023</u>	<u>2024</u>	<u>% Change</u>
Mesa	7989	7511	-6%
Alarms	1019	1193	17%
Other Fire	818	686	-16%
Burning Complaints	712	667	-6%
MVA	675	664	-2%
Structure Fire	157	161	2%
Hazmat	110	106	-4%
Vehicle Fire	49	36	-27%

3

Fire Department Benchmarks

<u>Benchmark</u>	<u>2019</u>	<u>2020</u>	<u>2021</u> <u>Jan-Jun</u>	<u>2021</u> <u>Jul-Dec</u>	<u>2022</u>	<u>2023</u>	<u>2024</u>
Incident Responses	6872	5145	3450	4015	9902	12089	11688
Arrival of First Unit on Scene at Emergency Incidents within 6:00 minutes	90.00%	73.1%	73.4%	78.5%	75.7%	74.1%	78.5%
Arrival of Full Alarm Assignment at Emergency Incidents – Arrival within 10:00 minutes	90.00%	95.8%	95.1%	98.1%	93.0%	92.9%	93.8%
Turnout time within 60 sec for medical incidents	90.00%	70.4%	67.3%	69.6%	53.7%	41.4%	49.7%
Turnout time within 80 sec for non-medical emergency incidents	90.00%	68.8%	66.4%	63.4%	68.1%	57.8%	60.8%
Dispatch time within 60 sec	90.00%	89.3%	87.5%	91.2%	97.6%	97.2%	98.1%

Software change

4

Overdose Incidents

	<u>2022</u>	<u>2023</u>	% of Change 2022-2023	<u>2024</u>	% of Change 2023-2024
Overdose Incidents	688	1822	164.83%	1150	-36.88%

5

2025 NFR Key Initiatives

Strategic Master Plan

NFR Master Plan - Phase 2

&

NFR Master Plan - Phase 3

6

2025 NFR Key Initiatives

Operations & Prevention

- Incident Response & Training
- Fire Loss Prevention Inspections & Investigations
- Preplanning
- Fire Fleet Management
- Enhanced Medical Scope of Practice

7

2025 NFR Key Initiatives

Outreach & Education

- Smoke Alarms Save Lives Campaign
- Bystander CPR Program
- Take Home Naloxone Distribution Program
- Educational Open House

8

2025 NFR Key Initiatives

Wildfire Preparedness

- FireSmart BC Neighborhood Program
- Wildfire Structural Protection Unit
- Wildfire Exercise
- Seasonal Hazard Information
- Community Outreach

9

2025 NFR Key Initiatives

Emergency Management


- Emergency Operations Center Exercise
- Emergency Response and Recovery Plan
- Hazard Risk Vulnerability Assessment
- Emergency Support Services

10

2025 NFR Key Initiatives

Connections

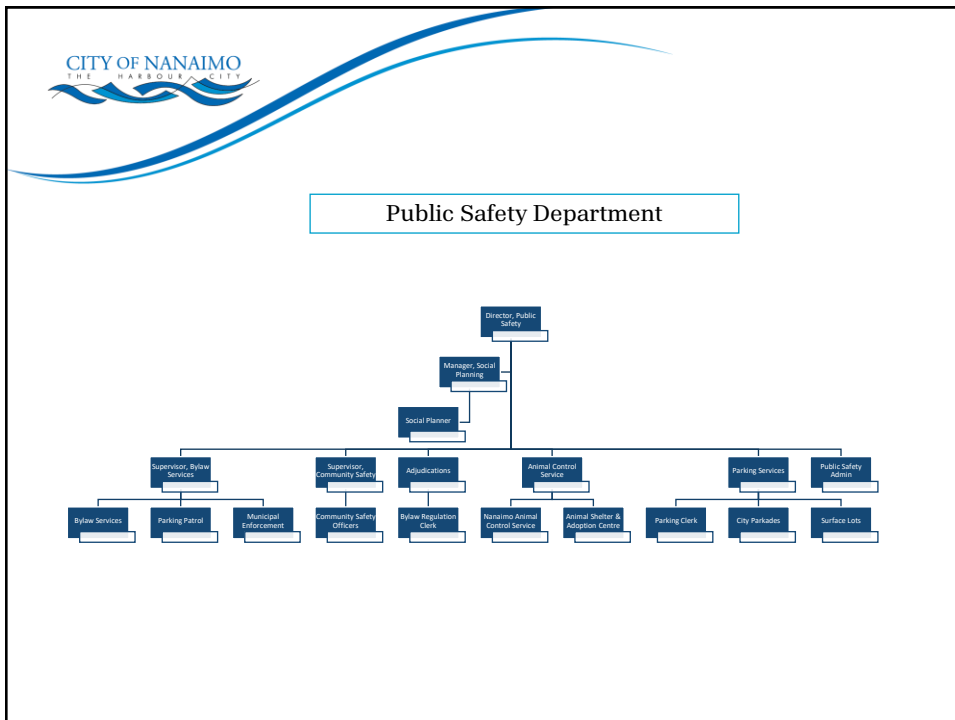
- Next Generation 911
- Regional Mutual Aid
- Vancouver Island Emergency Response Academy




PUBLIC SAFETY DEPARTMENT
2024 Overview

Public Safety Committee
February 12 2025

1




2



Social Planning

- Programming for youth-at-risk – Building Safer Communities (\$1.8M) – 7 partner agencies
- Rent Supplement & Rent Bank programs
- Expansion of Shower Program & ongoing supports
- Coordination of the Nanaimo Acute Response Table
- Distribution of Social Planning Grants
- Supports to the Nanaimo Systems Planning Organization – Health & Housing Action Plan
- Emergency response services during extreme cold weather events
- Development of 3 warming centres (23/24 season) & drop-in hub (opened Jan 2025)
- Development and implementation of Heart & Hearth program & Hearth sites (238 units)

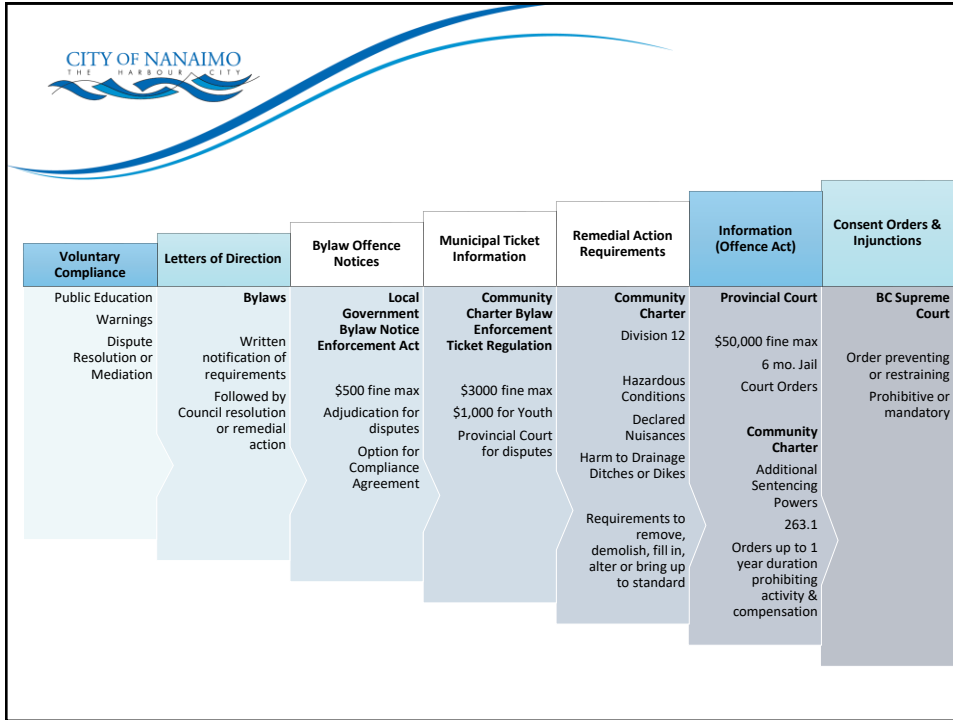
3



Other Initiatives

- Downtown Nanaimo Safety Action Plan – Evaluation & Strategy Alignment
- Downtown Parkade Maintenance & Security Enhancements
- Hospital Area Parking Plan
- New Animal Control Services contract & Animal Shelter renovations
- Enactment of Respectful Spaces Bylaw 2024 No. 7381
- Downtown Vandalism Relief Grant - \$30k
- Nuisance Property Abatement
 - 38 properties investigated
 - 5 designated 'nuisance properties'
 - 2 buildings demolished – remedial action requirements
- 8 Remedial Action Requirements (hazardous or Building Code contraventions)


4



5

Bylaw Services	
Traffic	825
Parking	680
Encampments	349
Unightly Property	263
Noise	216
Public Works Assist	118
Assist Public	84
Assist Other City Dept	74
Business Licencing	67
Building Bylaw	53
Graffiti	51
Dumping	47
Political Signs	41
Assist RCMP	29
Vehicle Impoundment	18
Respectful Spaces Bylaw	6
2024 Calls for Service:	3,657


6



CSO Unit

Check Welfare	1482
Encampments	1079
Social Disorder	927
Sleeper	893
Social Aid	620
Chattels	473
Parkade Security	353
Clean Team – Streets	304
Clean Team – Parks	172
Naloxone Administered	1292
Medical O.D.	148
Living in Vehicle	264
Security – Drugs	154
Assist RCMP	111
Assist Island Health	93
Assist Parks Dept	81
Assist Public	77
Graffiti	68
2024 Calls for Service: 7,832	


7



Ticketing

Bylaw	No. of Offences	Fines	Bylaw	No. of Offences	Fines
Zoning	31	\$6,500	Property Maintenance	60	\$9,150
Noise	32	\$3,200	Public Nuisance	52	13,000
Signs	15	\$850	Animal	220	\$36,000
Traffic & Parking	14,638	\$488,985	Storm Sewer	6	\$2,750
Firearms	5	\$500	Respectful Spaces	2	\$1,000
Business Licencing	26	\$7,000	Electric Vehicle	3	\$105
Parks Regulation	20	\$3,000	Solid Waste	2	\$200
Fire & Life Safety	16	3,850	Crossing Control	1	\$100
Tree Protection	31	\$11,950			
Building	91	\$31,300			

8



CITY OF NANAIMO
THE HARBOUR CITY

PUBLIC SAFETY DEPARTMENT
2024 Overview

Public Safety Committee
February 12 2025

DATE OF MEETING February 12, 2025

AUTHORED BY CHRISTY WOOD, MANAGER, SOCIAL PLANNING

SUBJECT COMMUNITY RESILIENCE EARLY WARNING SYSTEM (CREWS)

OVERVIEW

Purpose of Report:

To present to the Public Safety Committee information on the Community Resilience Early Warning System.

BACKGROUND

In May 2023, Public Safety Canada announced more than \$25 million in funding for projects under the federal government’s Community Resilience Fund. Muflehun, a social resource agency based in the United States, received \$710,475 to collaborate with local governments in pilot locations across Canada to identify and prioritize early prevention needs through the Community Resilience Early Warning System (CREWS). The CREWS uses data-driven methods to assess relevant risk and protective factors specific to local communities. Based on findings, Muflehun works with local government staff to develop recommendations for primary prevention programs tailored to each community’s unique needs, using a public health primary prevention approach. Additionally, the CREWS will design a comprehensive resilience framework for each location, aiming to optimize the use of limited resources in reducing vulnerabilities to violence and other complex social challenges.

Muflehun has approached the City of Nanaimo to be one of its pilot locations to implement the CREWS. In addition to Nanaimo, Muflehun is working with Victoria and Burnaby in British Columbia and Hamilton, Sudbury, and London in Ontario.

DISCUSSION

CREWS aggregates and analyzes open-source data of societal and community level risk and protective factors to gauge the relative resilience and vulnerability of Nanaimo. Using a data driven analysis and collaborating with Staff, Muflehun will identify priority needs in reference to the identified challenges in the city. The following phases will be utilized to implement the CREWS in Nanaimo:

- Data Analytics: collate data from publicly available sources and localized data that can be provided by the City, including law enforcement data sources. Attachment A provides an overview of the type of indicators used in the CREWS.
- Qualitative Analysis: conduct key partner interviews to better understand the data results and trends.

- Assessment: make recommendations and/or ensure alignment in existing community safety and wellbeing strategies, including better ways to direct scarce resources towards filling any identified gaps in the social service sector.
- Knowledge Dissemination: as directed by community, Muflehun will hold workshops to increase awareness of key risk and protective factors in the city, identify associated targeted primary prevention programs, and share any further recommendations.

CONCLUSION

CREWS findings will be used as supplementary information to existing City of Nanaimo strategies such as *City Plan*, including the *Integrated Action Plan*; the Monitoring Strategy; the Health and Housing Action Plan; the Downtown Nanaimo Community Safety Action Plan; and the Nanaimo Youth Resilience Strategy. The CREWS will allow the City another source of data to monitor and assess the current context of community safety, and whether the current City strategies related to community safety and wellbeing are effectively addressing violence and complex social issues.

SUMMARY POINTS

- Muflehun, a social resource agency based in the United States, received \$710,475 from Public Safety Canada to implement the Community Resilience Early Warning System (CREWS) in select communities in Canada. Muflehun has asked the City of Nanaimo to participate in the project as one of the pilot locations.
- The CREWS uses data-driven methods to assess relevant risk and protective factors specific to local communities to develop recommendations for primary prevention programs tailored to each community's unique needs using a public health primary prevention approach.
- CREWS findings will be used as supplementary information to existing City of Nanaimo strategies such as *City Plan*, including the *Integrated Action Plan*; the Monitoring Strategy; the Health and Housing Action Plan; the Downtown Nanaimo Community Safety Action Plan; and the Nanaimo Youth Resilience Strategy.

ATTACHMENTS

ATTACHMENT A: CREWS Canada Indicators List

Submitted by:

Christy Wood
Manager, Social Planning

Concurrence by:

Dave LaBerge
Director, Public Safety

Richard Harding
General Manager, Community
Services/Deputy CAO

ATTACHMENT A

CREWS CANADA INDICATOR LIST

Sector	Subsector	Feature	Source Name
Demographics	Gender Diversity	Female Enrollment Rate	Postsecondary Student Information System (PSIS)
Demographics	Gender Diversity	Female Labour Participation Rate	Census of Population
Demographics	Income Equity	Median Income Gender Pay Gap	Census of Population
Demographics	Income Equity	Median Income Indigenous Identity Pay Gap	Census of Population
Demographics	Income Equity	Median Income Visible Minority Pay Gap	Census of Population
Demographics	Population Identity	Francophone Mother Tongue	Census of Population
Demographics	Population Identity	Knowledge of French	Census of Population
Demographics	Population Identity	Indigenous Identity, Adult	Census of Population
Demographics	Population Identity	Indigenous Identity, Child	Census of Population
Demographics	Population Identity	Visible Minority, Adult	Census of Population
Demographics	Population Identity	Visible Minority, Child	Census of Population
Dependent Variable	Public Safety	Crime Severity Index	Uniform Crime Reporting Survey (UCR)
Dependent Variable	Public Safety	Non-Violent Crime Severity Index	Uniform Crime Reporting Survey (UCR)
Dependent Variable	Public Safety	Violent Crime Severity Index	Uniform Crime Reporting Survey (UCR)

Sector	Subsector	Feature	Source Name
Dependent Variable	Targeted Violence	Hate Crime	Uniform Crime Reporting Survey (UCR) Local data provided by: Victoria, BC
Dependent Variable	Targeted Violence	Terrorist Activity	Uniform Crime Reporting Survey (UCR)
Economic	Food Insecurity	Food Insecure, All	Canadian Income Survey
Economic	Food Insecurity	Food Insecurity, Child	Canadian Income Survey
Economic	Food Insecurity	Food Insecurity, Visible Minority	Canadian Income Survey
Economic	Food Insecurity	Food Insecurity, Indigenous Identity	Canadian Income Survey
Economic	Income	Median Income	Census of Population
Economic	Income	Gini coefficient	Census of Population
Economic	Income	Low-Income Status, Adult	Census of Population
Economic	Income	Low-Income Status, Child	Census of Population
Economic	Labour	Unemployment Rate	Labour Force Survey (LFS)
Education	Access to Education	Higher Education Institutions	Business Register (BR)
Education	Access to Education	Primary Secondary Schools	Business Register (BR)
Education	Education Attainment	High School Attainment	Census of Population
Education	Education Attainment	Higher Education Attainment	Census of Population
Education	Education Attainment	Higher Education Enrollment	Postsecondary Student Information System (PSIS)

Sector	Subsector	Feature	Source Name
Education	Education Attainment	Public School Enrollment	Elementary-Secondary Education Survey (ESES)
Health	Access to Health	Regular Healthcare Provider	Canadian Community Health Survey
Health	Access to Health	Unmet Healthcare Needs	Canadian Income Survey
Health	Availability of Facilities	Dentists Offices	Business Register (BR)
Health	Availability of Facilities	Mental Health Sites	Business Register (BR)
Health	Availability of Facilities	Physicians' Offices	Business Register (BR)
Health	Health Conditions	BMI 30 or Higher	Canadian Community Health Survey
Health	Health Conditions	Cannabis Use	Canadian Community Health Survey
Health	Health Conditions	Current Smokers	Canadian Community Health Survey
Health	Health Conditions	Heavy Drinking	Canadian Community Health Survey; Public Health Ontario
Health	Health Conditions	Opioid Emergency Department Visits	British Columbia: BC Coroner's Office
Health	Health Conditions	Opioid Fatalities	British Columbia: BC Coroner's Office
Health	Health Conditions	Opioid Hospitalizations	British Columbia: BC Coroner's Office
Health	Mental Health	Mood Disorders	Canadian Community Health Survey
Health	Mental Health	Perceived Mental Health	Canadian Community Health Survey
Health	Mental Health	Suicide	Canadian Vital Statistics - Death database (CVSD)
Metadata		Population Estimates - Sub provincial	Annual Demographic Estimates: Sub provincial Areas

Sector	Subsector	Feature	Source Name
Neighborhood Dynamics	Housing	Core Housing Need	Census of Population
Neighborhood Dynamics	Housing	Unaffordable Housing	Census of Population
Neighborhood Dynamics	Housing	Multi-Unit Housing	Census of Population
Neighborhood Dynamics	Housing	Renter Occupied Units	Census of Population
Neighborhood Dynamics	Housing	Residential Mobility	Census of Population
Neighborhood Dynamics	Quality of Life	Alcohol Availability	Business Register (BR)
Neighborhood Dynamics	Quality of Life	Amusement and Recreation Facilities	Business Register (BR)
Neighborhood Dynamics	Quality of Life	Arts and Sports	Business Register (BR)
Neighborhood Dynamics	Quality of Life	Gambling Availability	Business Register (BR)
Neighborhood Dynamics	Quality of Life	Internet Access	Canadian Internet Use Survey (CIUS)
Neighborhood Dynamics	Quality of Life	Library Services Availability	Business Register (BR)
Neighborhood Dynamics	Shelters	Domestic Violence Shelter Beds	Employment and Social Development Canada, Homeless Shelters
Neighborhood Dynamics	Shelters	Emergency Shelter Beds	Employment and Social Development Canada, Homeless Shelters
Neighborhood Dynamics	Shelters	Transitional Housing Beds	Employment and Social Development Canada, Homeless Shelters
Neighborhood Dynamics	Transportation	Active Transport Commuters	Census of Population
Neighborhood Dynamics	Transportation	Public Transit Commuters	Census of Population

Sector	Subsector	Feature	Source Name
Public Safety	Community Safety	Incarceration Rate, adult	Corrections Key Indicator Report for Adults and Youth (CKIR)
Public Safety	Community Safety	Incarceration Rate, juvenile	Corrections Key Indicator Report for Adults and Youth (CKIR)
Public Safety	Community Safety	Probation Rate, adult	Corrections Key Indicator Report for Adults and Youth (CKIR)
Public Safety	Community Safety	Probation Rate, juvenile	Corrections Key Indicator Report for Adults and Youth (CKIR)
Public Safety	Non-violent crime	Arson	Uniform Crime Reporting Survey (UCR)
Public Safety	Non-violent crime	Property Crime	Uniform Crime Reporting Survey (UCR)
Public Safety	Non-violent crime	Weapons Violations	Uniform Crime Reporting Survey (UCR)
Public Safety	Violent Crime	Assault, Major	Uniform Crime Reporting Survey (UCR)
Public Safety	Violent Crime	Assault, Minor	Uniform Crime Reporting Survey (UCR)
Public Safety	Violent Crime	Family Children Offenses	Uniform Crime Reporting Survey (UCR)
Public Safety	Violent Crime	Homicide	Uniform Crime Reporting Survey (UCR)
Public Safety	Violent Crime	Intimate Partner Violence	Uniform Crime Reporting Survey (UCR)
Public Safety	Violent crime	Robbery	Uniform Crime Reporting Survey (UCR)
Public Safety	Violent Crime	Sex Offenses Against Children	Uniform Crime Reporting Survey (UCR)
Public Safety	Violent Crime	Sexual Assault	Uniform Crime Reporting Survey (UCR)
Public Safety	Violent Crime	Violent Delinquency	Uniform Crime Reporting Survey (UCR)

Sector	Subsector	Feature	Source Name
Public Safety	Violent Crime	Violent Crime	Uniform Crime Reporting Survey (UCR)
Social Cohesion	Political Participation	Professional and Political Organizations	Business Register (BR)
Social Cohesion	Political Participation	Voter Turnout	Federal and Provincial Election Authorities
Social Cohesion	Social Participation	Civic and Social Organizations	Business Register (BR)
Social Cohesion	Social Participation	Religious Organizations	Business Register (BR)
Social Cohesion	Social Participation	Social Advocacy Organizations	Business Register (BR)
Social Cohesion	Social Services	Community Food Services	Business Register (BR)
Social Cohesion	Social Services	Grant and Giving Services	Business Register (BR)
Social Cohesion	Social Support	Child Care Centers	Business Register (BR)
Social Cohesion	Social Support	Divorced Persons	Census of Population
Social Cohesion	Social Support	One-Person Households	Census of Population
Social Cohesion	Social Support	Single Parent Households	Census of Population
Social Cohesion	Wellbeing	Life Satisfaction	Canadian Community Health Survey
Social Cohesion	Wellbeing	Sense of Belonging	Canadian Community Health Survey
Neighborhood Dynamics	Housing	Shelter Cost	Census of Population

**Additional local indicators will be utilized where available.*