

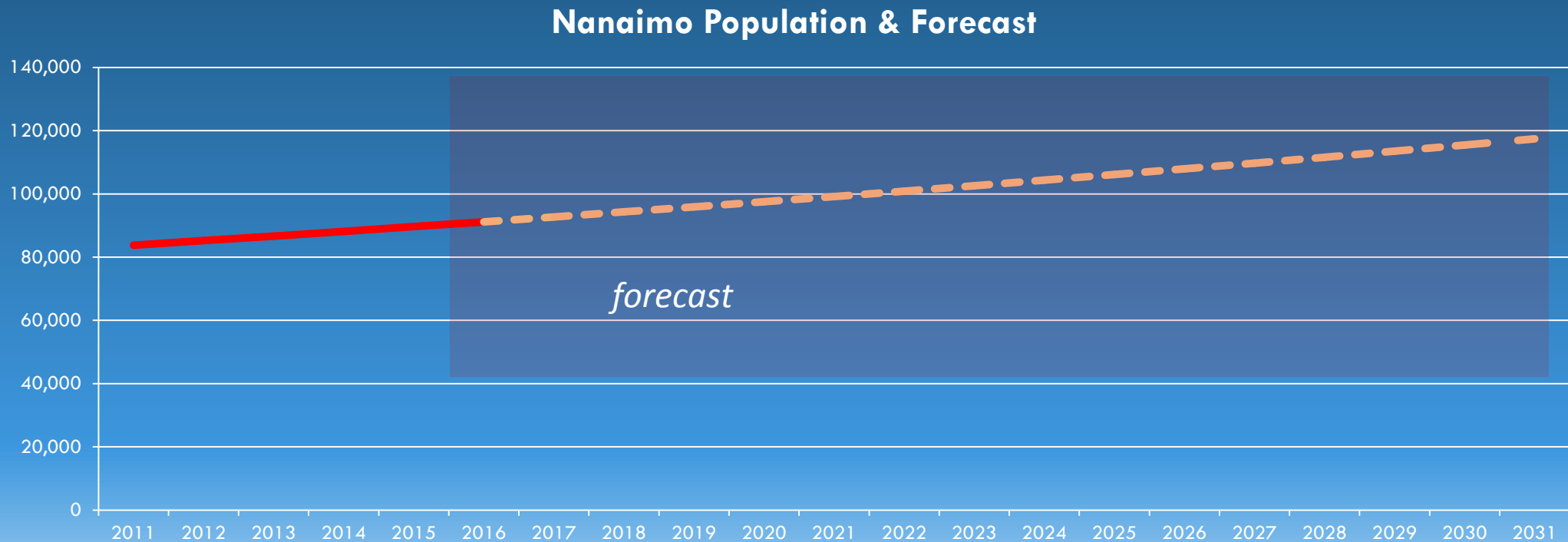
# NANAIMO FIRE RESCUE

2017 YEAR IN REVIEW



# NANAIMO POPULATION AND FORECAST

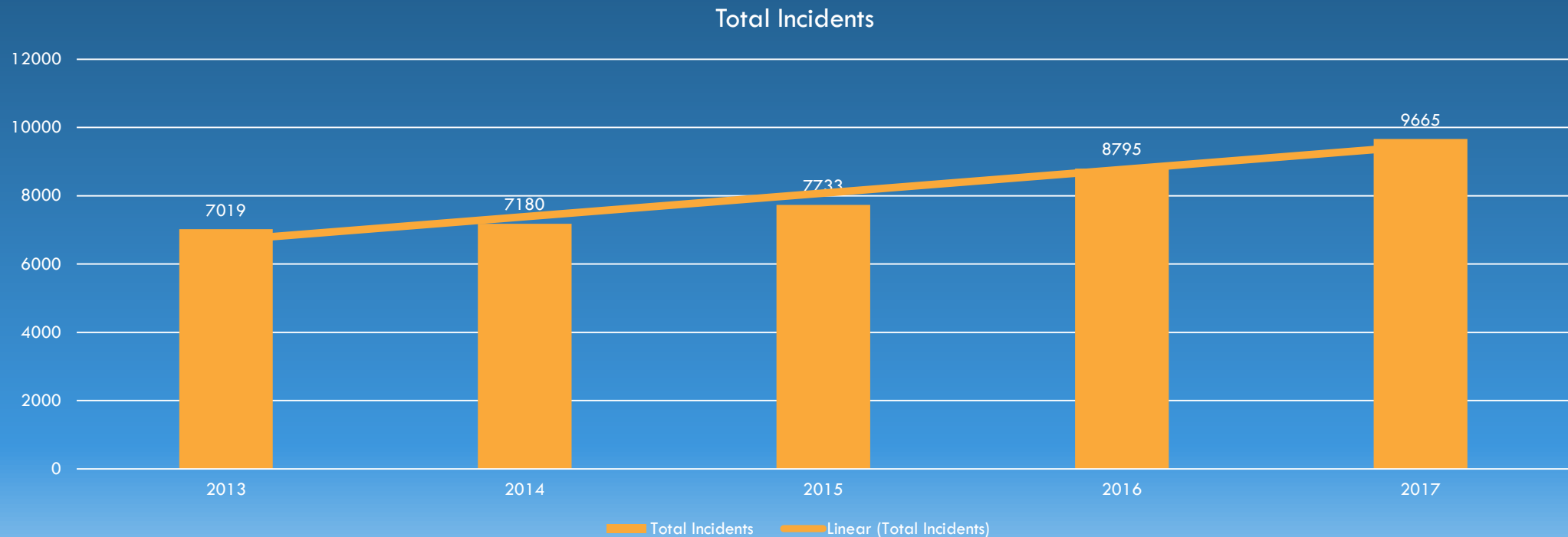
## 7.0% INCREASE OVER LAST 5 YEARS (2013-2017)



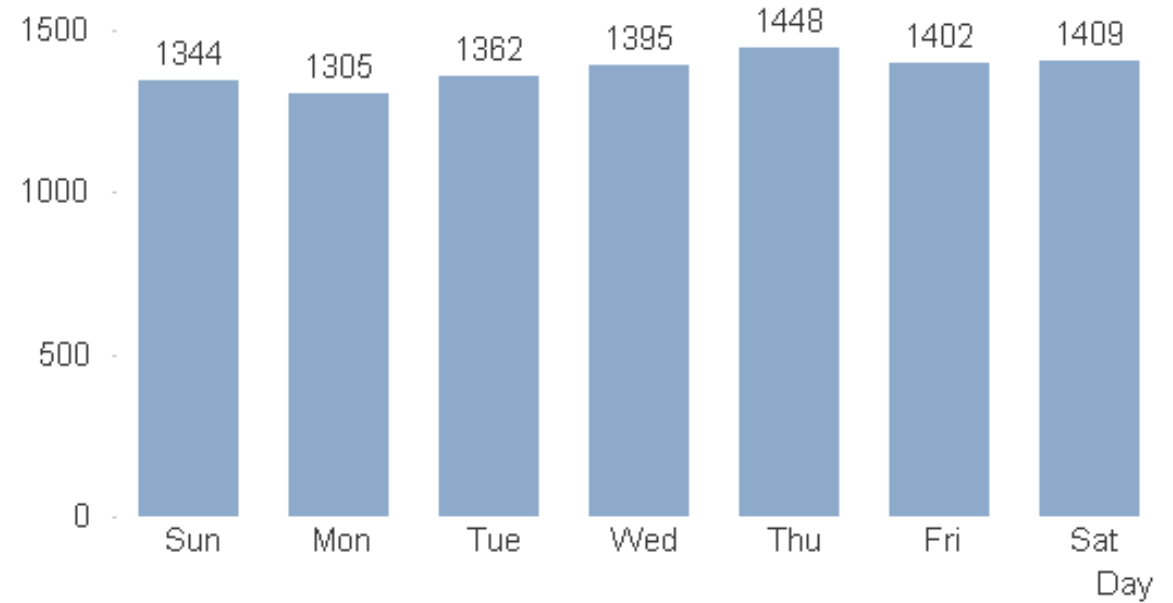
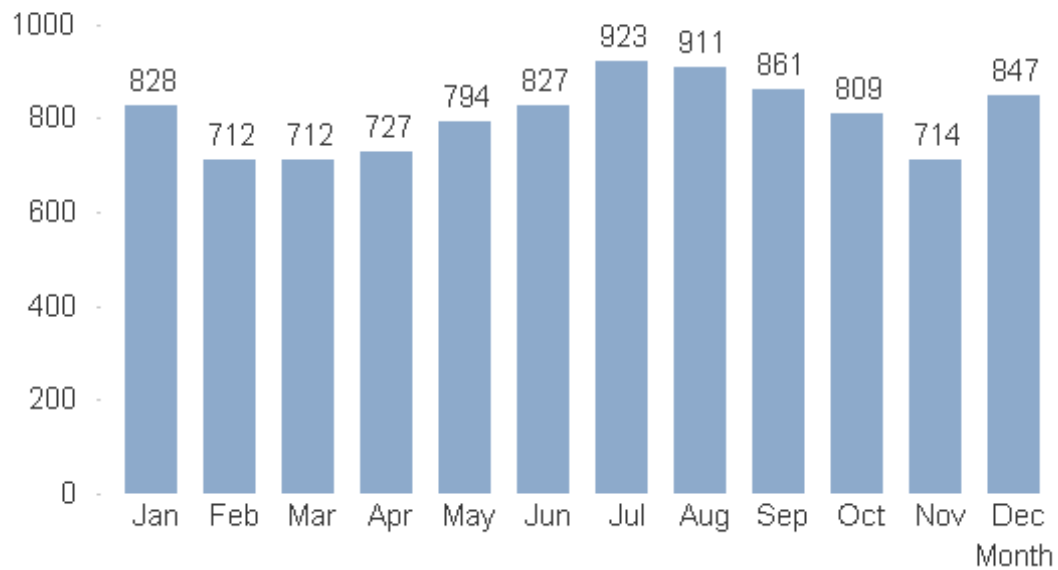
\*Statistics Canada - census

# INCIDENT RESPONSES

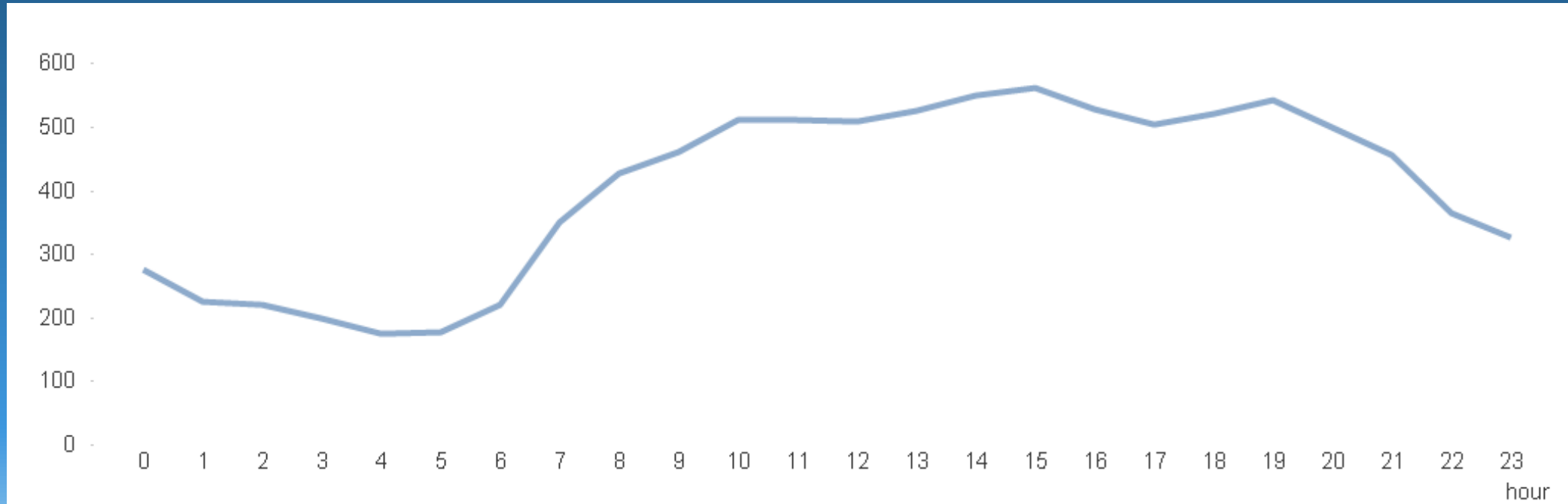
## 38% INCREASE OVER LAST 5 YEARS (2013-2017)



# TOTAL INCIDENTS BY MONTH AND DAY OF WEEK



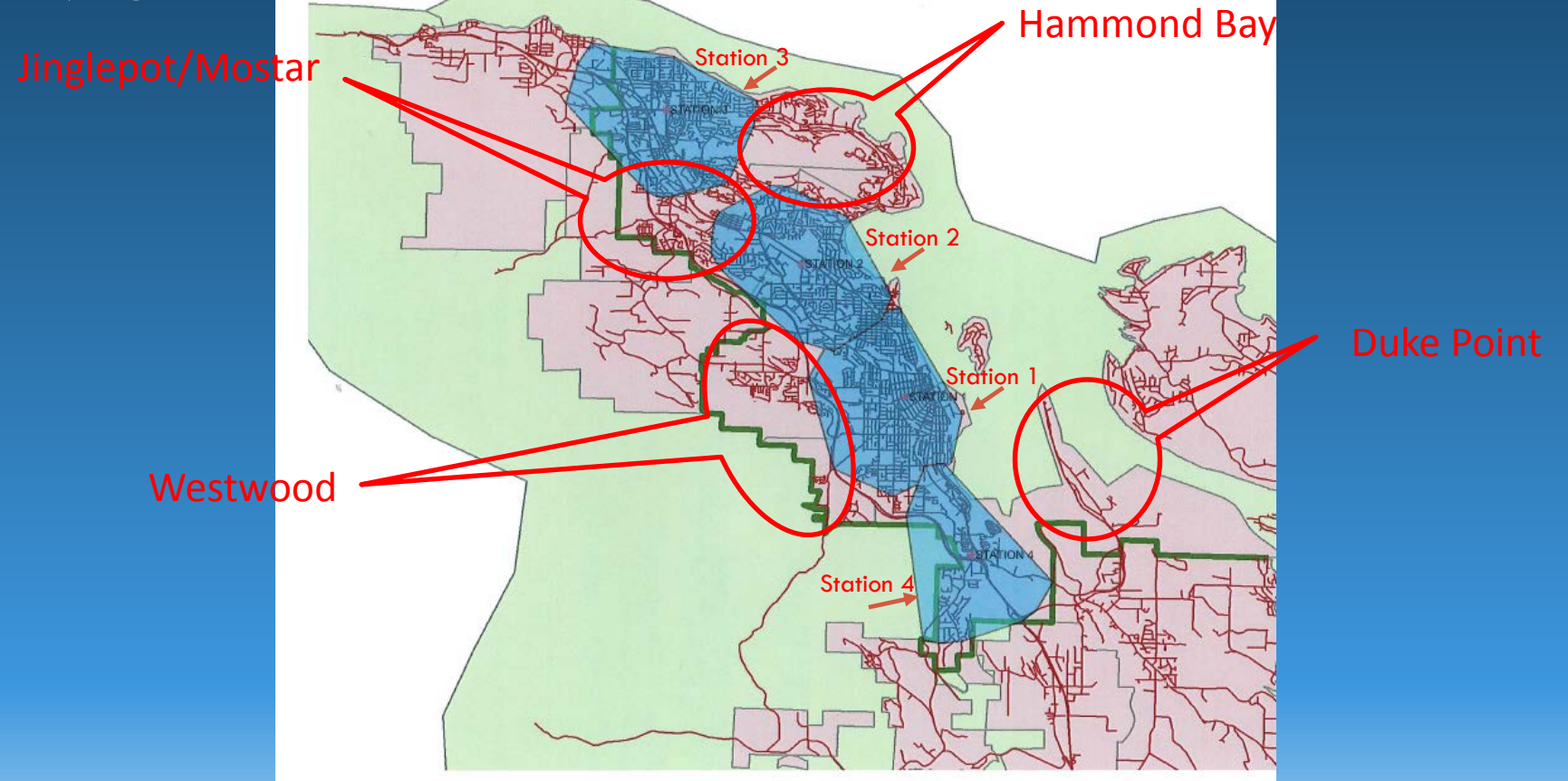
# INCIDENT RESPONSES BY TIME OF DAY



# RESPONSE TO INCIDENTS

| Incident Response Type | Total | %     |
|------------------------|-------|-------|
| Medical Aid            | 6616  | 68.5% |
| MVI                    | 592   | 6.1%  |
| Alarms Activated       | 582   | 6.0%  |
| Assistance             | 541   | 5.6%  |
| Burning Complaint      | 465   | 4.8%  |
| Fire - Other           | 231   | 2.4%  |
| Structure Fire         | 193   | 2.0%  |
| MVI - Minor            | 171   | 1.8%  |
| Hazardous Materials    | 87    | 0.9%  |
| Hydro Lines - Fire     | 73    | 0.8%  |
| Bush Fire              | 59    | 0.6%  |
| Mutual Aid             | 23    | 0.2%  |
| MVI - Extrication      | 22    | 0.2%  |
| Rescue                 | 10    | 0.1%  |
| Total                  | 9665  |       |

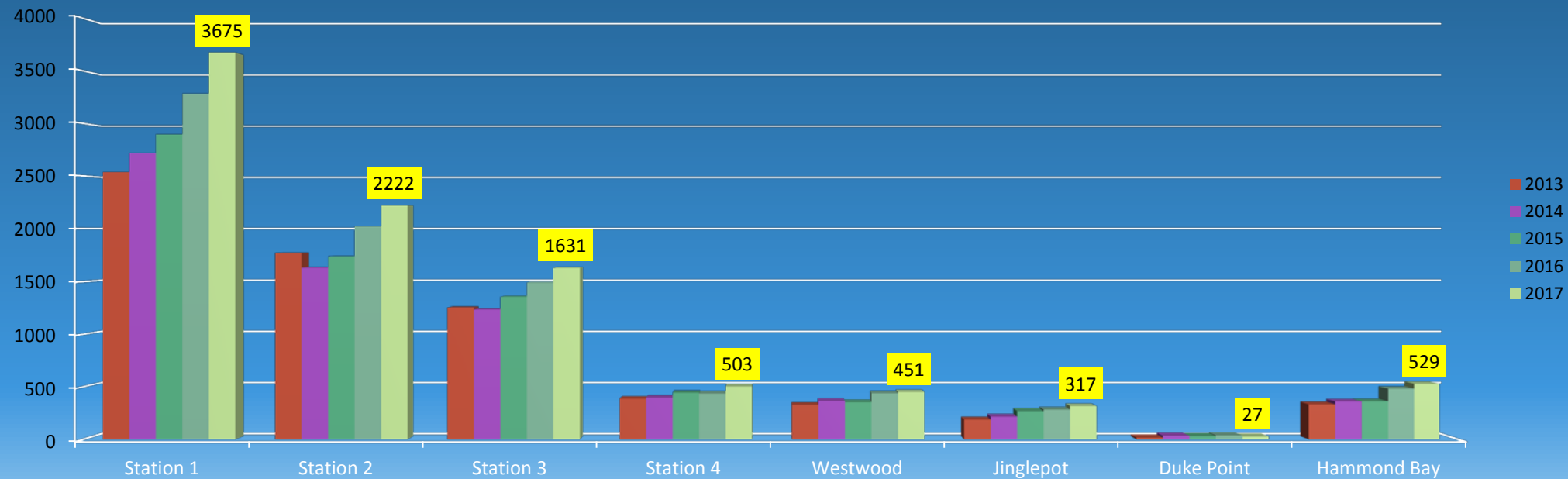
# MAP OF ZONES



- Areas currently within 6 minute response capability
- Areas currently outside of 6 minute response capability

# RESPONSES BY AREA

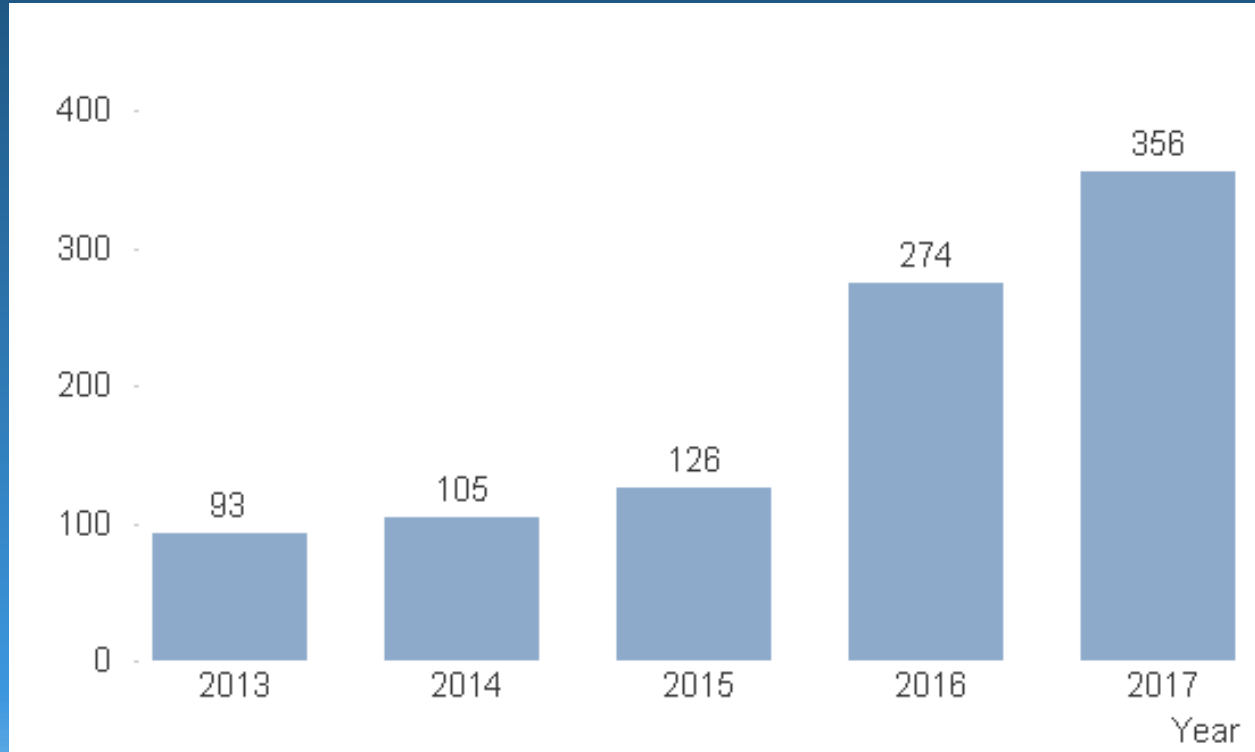
2011-2015 Incidents by Area



Year over year, calls for service downtown increased by 45% versus 32% for the rest of Nanaimo



# THE OVERDOSE CRISIS



\*As coded by BC Ambulance (card 23 = Overdose)  
282% Increase since 2013

**2017 = 461**  
Fire Crews Identified  
Overdoses

336 (72%) Occurred in Station 1's Area

# TRAINED TO ADMINISTER NALOXONE

- Crews administered Naloxone 40 times in 2017 (8.7% of overdoses)
- 2018 First two months 14.2% of Overdoses, crews are administering Naloxone

# FIRE DEPARTMENT TRAINING

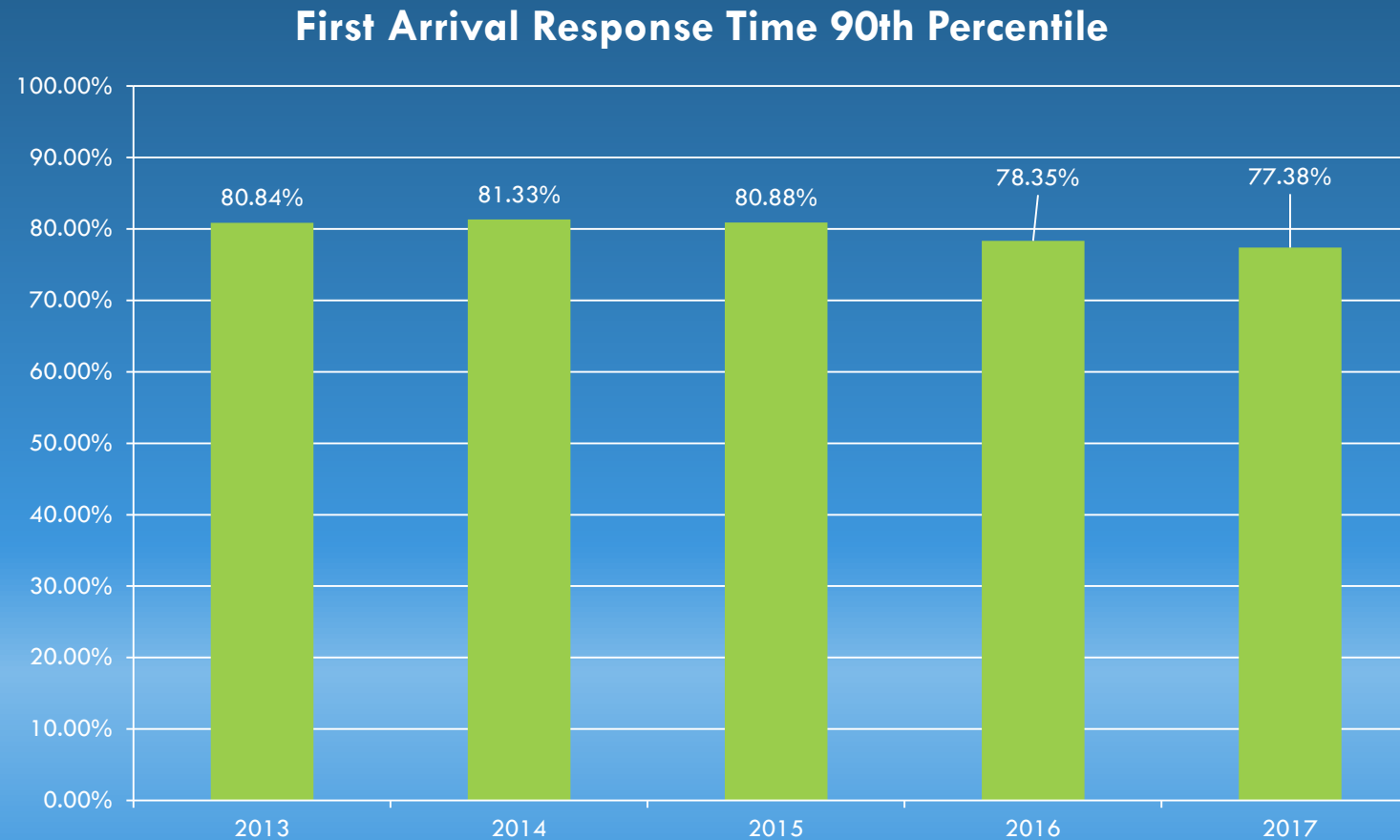
- 16,000 hours of training in 2017
  - Safety talks
  - Emergency driver training
  - Fire dynamics
  - Officer development courses
  - Skills maintenance

# COUNCIL'S DIRECTION

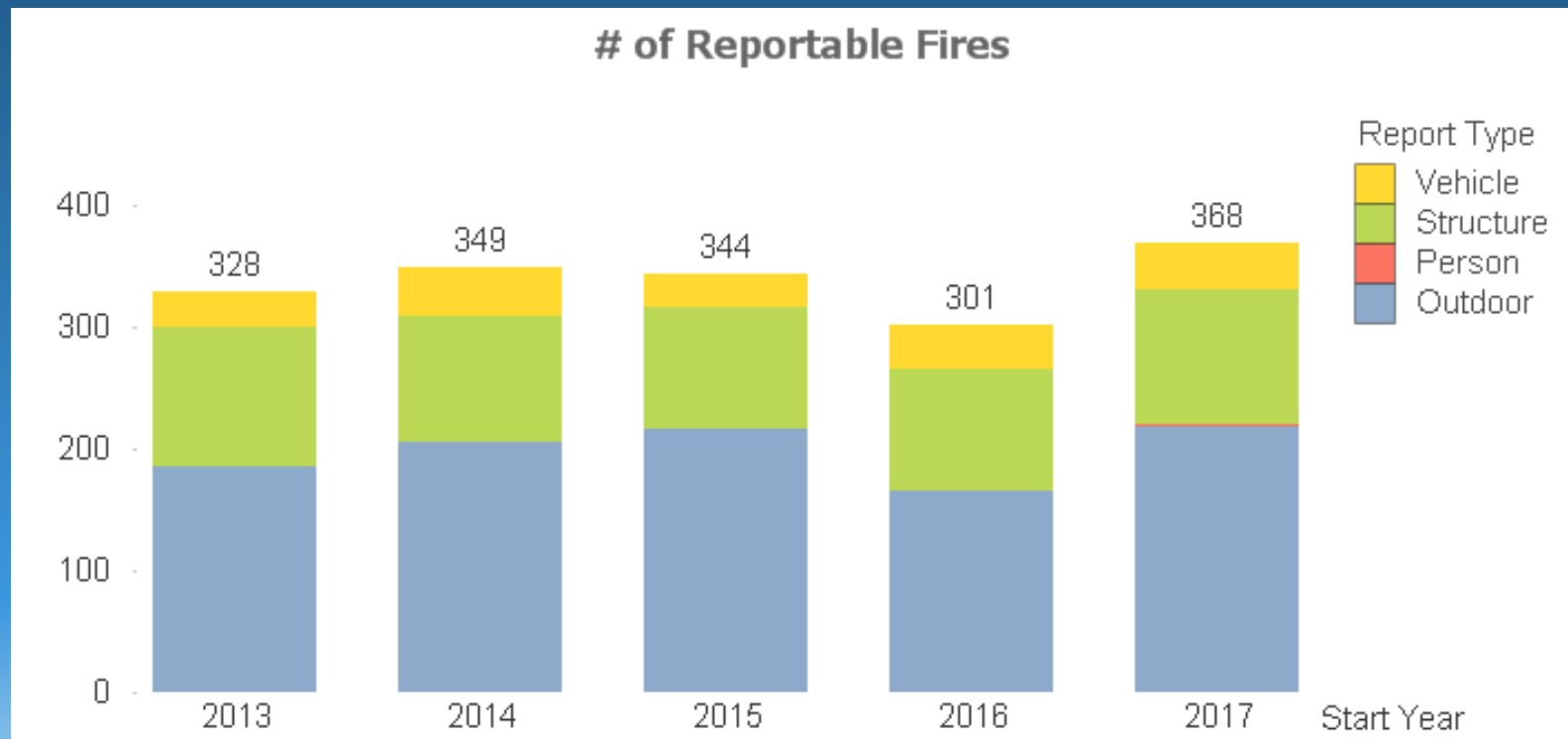
- 6 minute response time
- 4 member engine staffing
- 2016-2018 Service Delivery Plan

# KEY PERFORMANCE INDICATORS

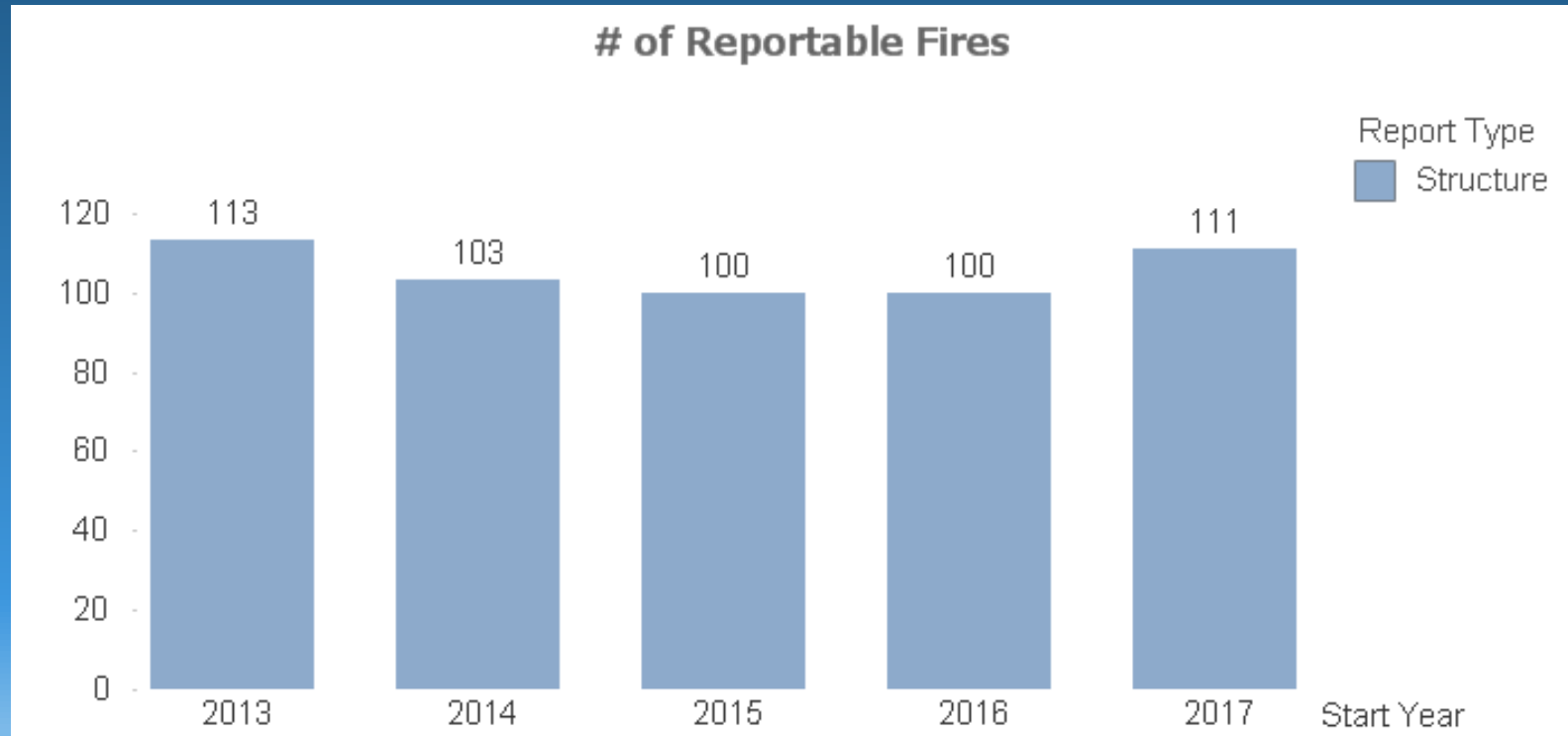
- First Unit arrival within 6 minutes goal = 90%



# TOTAL NUMBER OF FIRES OVERALL ARE INCREASING

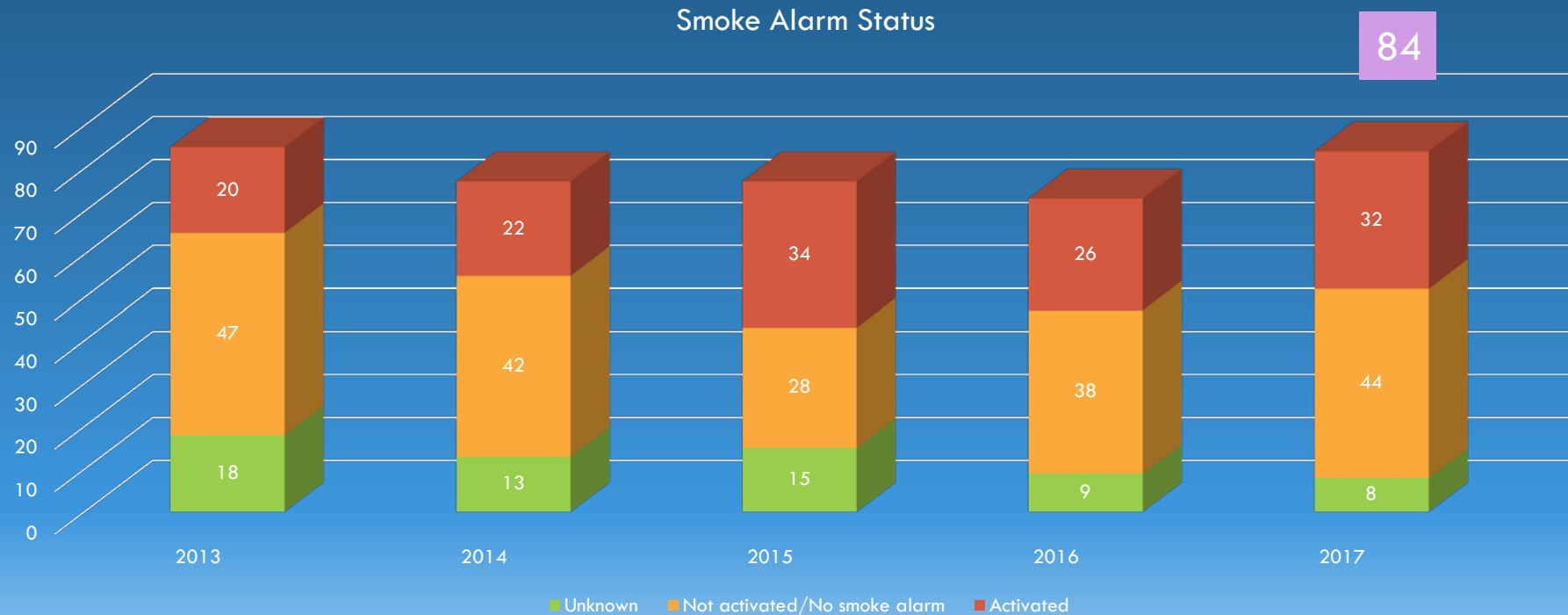


# TOTAL NUMBER OF REPORTABLE STRUCTURE FIRES



*\*Reportable to the Office of the Fire Commissioner*

# TOTAL NUMBER OF REPORTABLE RESIDENTIAL STRUCTURE FIRES



\*Total reported residential fires in 2017 = 84



# 2016-2018 SERVICE DELIVERY PLAN

- What we said we were going to do:

## Service Delivery Plan (2016-2018)

1. Establish & Implement Advanced Mitigation Objectives:
  - **Target reduction in structure fires in high frequency areas through risk-focused prevention programs**
  - **Improve survivability rates for cardiac arrests by increasing the number of citizens trained in bystander CPR**
  - **Improve public preparedness for major disasters through delivery of enhanced public education programs**
2. Establish and Implement Resourcing Objectives
  - **No new resource requests**
3. Annual Review of Outcomes & Adjust as Required



**2018**  
Major Review

# KEY ACCOMPLISHMENTS

- Smoke Alarm –
  - Door to Door Campaign
    - 920 addresses in highest vulnerability area visited
    - Crews spoke to 361 residents
    - Crews installed 130 smoke alarms and replaced 49 batteries
  - Crews verified 96 smoke alarms at incidents
    - 39 (40.1%) Not working or Over 10 years old
    - 36 NEW smoke alarms installed by fire crews

# BYSTANDER CPR

- Fire crews trained City Staff in Bystander CPR
- Fire crews also trained Camp Courage attendees in Bystander CPR



# FIRE CREWS

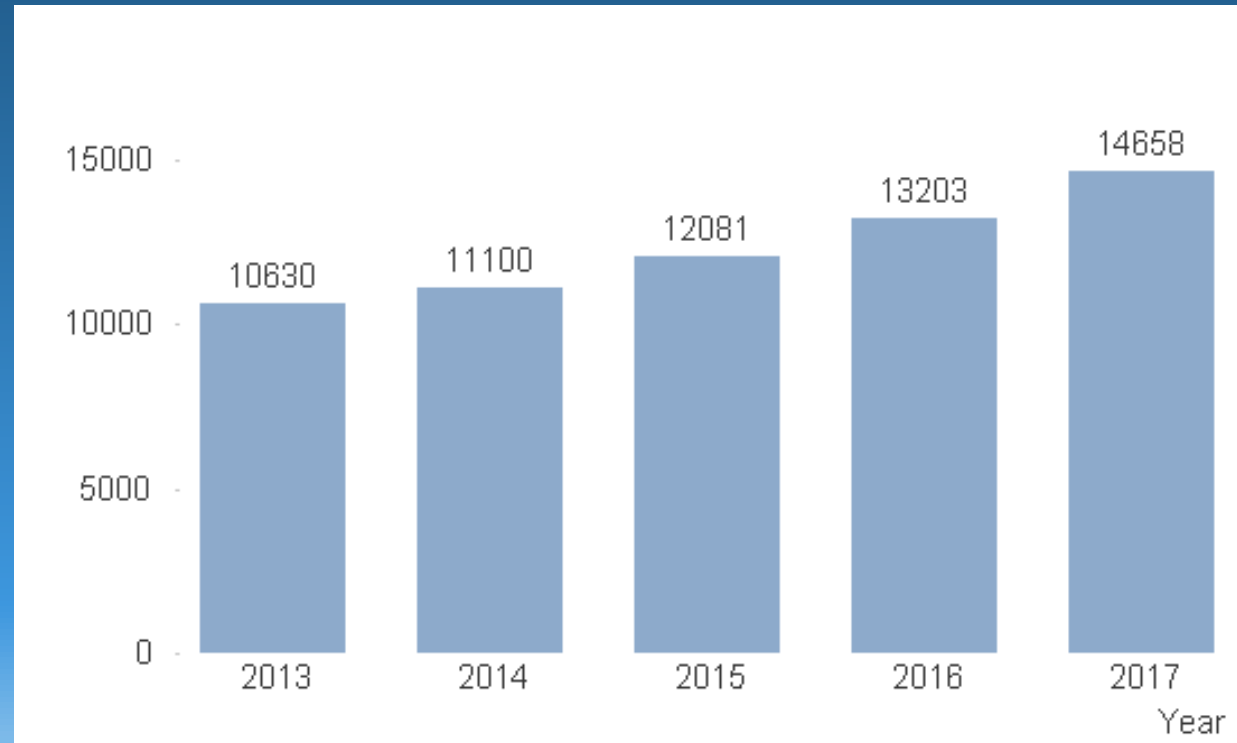
## PUBLIC OUTREACH – COMMUNITY EVENTS

- 158 Public Relations Events (Fire Smart, Safety Talks, School safety tours etc)
  - Total Outreach 2,405
- 104 Fire Station Tours (visits to the fire stations by schools, groups etc)
  - Total Outreach 1,608
- 24 Special Events (VIEEX, Camp Courage, Heritage Days, etc)
  - Total Outreach 845

# DEPLOYMENT TO BC WILDFIRE PROVINCIAL EMERGENCY

- During the Provincial Emergency for Wildfires the City of Nanaimo deployed 12 Firefighters in shifts of four to the interior.
- All costs have been submitted to the Province for reimbursement

# C-I 911 FIRE-COMM – FIRE DISPATCH



38% Increase in dispatched incidents between 2014-2017

# FIRE AND LIFE SAFETY COMPLIANCE INSPECTIONS

- 2500 Inspections
  - Conducted by Fire loss prevention branch
  - Conducted by on-duty firefighters

# EMERGENCY PLANNING

- Emergency Social Services (ESS)
  - 25 Callouts
    - 10 Single Unit
    - 4 multi-unit
    - 11 Out of Bounds – include support to SAR for missing hiker in RDN and Wildfire evacuee assistance
    - Total evacuees – 117 Adults, 24 Children, 15 pets
    - Total Volunteer hours 1142
  - ESS Director Course (sponsored for one volunteer)
  - Monthly meetings and exercises
  - Hosted Mid-Island training event with Provincial ESS mobile support team



# EMERGENCY PLANNING

- Public Education = 2-3 per month (public session forum, advertising, YouTube)
- City of Nanaimo Business Continuity (BCP)— supported 200+ sessions
- 20 External and ECC exercises (includes BCP)
- 7 City Staff deployed to interior wildfires to work in EOCs
- Enhanced HAM Communications in North Nanaimo

# CURRENT PRESSURES

- Overdose responses
- Mental Health – in the community
- Occupational Stress Injuries – for the first responders
- Increased calls for service – maintaining response objectives and resourcing
- Continued pressures for compliance through WorkSafe and Industry

# QUESTIONS?